

## Forms 990 / 990-EZ Return Summary

For calendar year 2023, or tax year beginning \_\_\_\_\_, and ending \_\_\_\_\_

**YOUNG MENS CHRISTIAN ASSOC.  
OF THE TREASURE COAST, INC.**

**59-1911653**

|  |                  |                                |
|--|------------------|--------------------------------|
| <b>Net Asset / Fund Balance at Beginning of Year</b> |                  | <u><b>4,929,006</b></u>        |
| <b>Revenue</b>                                       |                  |                                |
| Contributions  | <u>1,382,732</u> |                                |
| Program service revenue                              | <u>3,270,148</u> |                                |
| Investment income                                    | <u>41,723</u>    |                                |
| Capital gain / loss                                  | <u>-30,919</u>   |                                |
| Fundraising / Gaming:                                |                  |                                |
| Gross revenue  | <u>694,183</u>   |                                |
| Direct expenses                                      | <u>407,428</u>   |                                |
| Net income   | <u>286,755</u>   |                                |
| Other income   | <u>24,258</u>    |                                |
| <b>Total revenue</b>                                 |                  | <u><b>4,974,697</b></u>        |
| <b>Expenses</b>                                      |                  |                                |
| Program services                                     | <u>3,855,454</u> |                                |
| Management and general                               | <u>409,935</u>   |                                |
| Fundraising  | <u>547,044</u>   |                                |
| <b>Total expenses</b>                                |                  | <u><b>4,812,433</b></u>        |
| <b>Excess / (deficit)</b>                            |                  | <u><b>162,264</b></u>          |
| Changes  |                  | <u>                    </u>    |
| <b>Net Asset / Fund Balance at End of Year</b>       |                  | <u><u><b>5,091,270</b></u></u> |

**Reconciliation of Revenue**

|  |                             |
|--|-----------------------------|
| Total revenue per financial statements | <u>5,382,125</u>            |
| Less:                                  |                             |
| Unrealized gains                       | <u>                    </u> |
| Donated services                       | <u>                    </u> |
| Recoveries                             | <u>                    </u> |
| Other                                  | <u>407,428</u>              |
| Plus:                                  |                             |
| Investment expenses                    | <u>                    </u> |
| Other                                  | <u>                    </u> |
| <b>Total revenue per return</b>        | <u><u>4,974,697</u></u>     |

**Reconciliation of Expenses**

|   |                             |
|---|-----------------------------|
| Total expenses per financial statements | <u>5,219,861</u>            |
| Less:                                   |                             |
| Donated services                        | <u>                    </u> |
| Prior year adjustments                  | <u>                    </u> |
| Losses                                  | <u>                    </u> |
| Other                                   | <u>407,428</u>              |
| Plus:                                   |                             |
| Investment expenses                     | <u>                    </u> |
| Other                                   | <u>                    </u> |
| <b>Total expenses per return</b>        | <u><u>4,812,433</u></u>     |

|             | <b>Balance Sheet</b>    |                         |                       |
|-------------|-------------------------|-------------------------|-----------------------|
|             | <b>Beginning</b>        | <b>Ending</b>           | <b>Differences</b>    |
| Assets      | <u>7,029,164</u>        | <u>7,190,925</u>        |                       |
| Liabilities | <u>2,100,158</u>        | <u>2,099,655</u>        |                       |
| Net assets  | <u><u>4,929,006</u></u> | <u><u>5,091,270</u></u> | <u><u>162,264</u></u> |

**Miscellaneous Information**

Amended return \_\_\_\_\_  
 Return / extended due date 11/15/24  
 Failure to file penalty \_\_\_\_\_

## Form 990-T Return Summary

For calendar year 2023, or tax year beginning \_\_\_\_\_, and ending \_\_\_\_\_

**YOUNG MENS CHRISTIAN ASSOC.  
OF THE TREASURE COAST, INC.**

**59-1911653**

|  |                |              |                   |
|--|----------------|--------------|-------------------|
| <b>Income &amp; Losses (Form 990-T, Sch A)</b>   | # of Schedules | <u>1</u>     |                   |
| Income from all activities   |                | <u>850</u>   |                   |
| Losses from all activities   |                |              |                   |
| <b>Unrelated business taxable income from all trades</b>   |                |              | <u>850</u>        |
| <b>Income Adjustments (Form 990-T, Part I)</b>   |                |              |                   |
| Disallowed fringe benefits   |                |              |                   |
| Charitable contributions   |                |              |                   |
| Net operating loss (prior to 2018)   |                |              |                   |
| Specific deduction   |                | <u>1,000</u> |                   |
| Section 199A Deduction (Trusts Only)   |                |              |                   |
| <b>Total adjustments</b>   |                |              | <u>(1,000)</u>    |
| <b>Unrelated business taxable income</b>   |                |              | <u>850</u>        |
| <b>Taxes &amp; Credits (Form 990-T, Part II and III)</b>   |                |              |                   |
| Regular tax  |                |              |                   |
| Other tax: <input type="checkbox"/> Proxy <input type="checkbox"/> AMT <input type="checkbox"/> Facilities |                |              |                   |
| <b>Tax Due</b>   |                |              |                   |
| Foreign tax credit and other credits   |                |              |                   |
| General business credits   |                |              |                   |
| Prior year minimum tax credit  |                |              |                   |
| <b>Total nonrefundable credits</b>   |                |              |                   |
| Other taxes  |                |              |                   |
| <b>Total tax</b>   |                |              | <u>          </u> |
| <b>Payments &amp; Penalties</b>  |                |              |                   |
| Estimated tax payments and Tax withheld  |                |              |                   |
| Paid with extension  |                |              |                   |
| Refundable credits and other payments  |                |              |                   |
| <b>Payments</b>  |                |              |                   |
| <b>Net tax due</b>   |                |              | <u>          </u> |
| Estimated tax penalty  |                |              |                   |
| Interest on late payments  |                |              |                   |
| Failure to file penalty  |                |              |                   |
| Failure to pay penalty   |                |              |                   |
| <b>Penalties</b>   |                |              |                   |
| <b>Balance due</b>   |                |              | <u>          </u> |
| Total overpayment  |                |              |                   |
| Overpayment applied to next year's tax   |                |              |                   |
| <b>Refund</b>  |                |              | <u>          </u> |

**Next Year's Estimates**

|              |                   |
|--------------|-------------------|
| 1st quarter  | _____             |
| 2nd quarter  | _____             |
| 3rd quarter  | _____             |
| 4th quarter  | _____             |
| <b>Total</b> | <u>          </u> |

**Miscellaneous Information**

Amended return \_\_\_\_\_

Return / extended due date 11/15/24

**Mari Huff, C.P.A., P.A.**  
**701 S Colorado Avenue, Suite 2**  
**Stuart, FL 34994**  
**772-888-2042**

May 15, 2024

**CONFIDENTIAL**

YOUNG MENS CHRISTIAN ASSOC.  
OF THE TREASURE COAST, INC.  
1700 S.E. MONTEREY ROAD  
STUART, FL 34996-4643

Dear BOARD OF DIRECTORS:

We have prepared the following returns from information provided by you without verification or audit.

Return of Organization Exempt From Income Tax (Form 990)  
Exempt Organization Business Income Tax Return (Form 990-T)  
(3) Florida Tangible Personal Property Tax Return (Form DR-405)

We suggest that you examine these returns carefully to fully acquaint yourself with all items contained therein to ensure that there are no omissions or misstatements. Attached are instructions for signing and filing each return. Please follow those instructions carefully.

Enclosed is any material you furnished for use in preparing the returns. If the returns are examined, requests may be made for supporting documentation. Therefore, we recommend that you retain all pertinent records for at least seven years.

In order that we may properly advise you of tax considerations, please keep us informed of any significant changes in your financial affairs or of any correspondence received from taxing authorities.

If you have any questions, or if we can be of assistance in any way, please call.

Sincerely,

Mari Huff, C.P.A., P.A.

## Filing Instructions

### YOUNG MENS CHRISTIAN ASSOC. OF THE TREASURE COAST, INC.

#### Exempt Organization Tax Return

#### Taxable Year Ended December 31, 2023

**Date Due:** November 15, 2024

**Remittance:** None is required. Your Form 990 for the tax year ended 12/31/23 shows no balance due.

**Signature:** You have previously signed and returned Form 8879-TE, IRS *e-file* Signature Authorization for an Exempt Organization. No further action is required.

**Other:** Your return is being filed electronically with the IRS and is not required to be mailed. If you Mail a paper copy of your return to the IRS it will delay the processing of your return.

Form **8879-TE**

# IRS E-file Signature Authorization for a Tax Exempt Entity

OMB No. 1545-0047

Department of the Treasury  
Internal Revenue Service  
Name of filer

For calendar year 2023, or fiscal year beginning . . . . ., 2023, and ending . . . . ., 20 . . . . .

**Do not send to the IRS. Keep for your records.**  
Go to [www.irs.gov/Form8879TE](http://www.irs.gov/Form8879TE) for the latest information.

# 2023

**YOUNG MENS CHRISTIAN ASSOC.  
OF THE TREASURE COAST, INC.**

EIN or SSN  
**59-1911653**

Name and title of officer or person subject to tax **CHARLENE LYONS  
PRESIDENT / CEO**

## Part I Type of Return and Return Information

Check the box for the return for which you are using this Form 8879-TE and enter the applicable amount, if any, from the return. Form 8038-CP and Form 5330 filers may enter dollars and cents. For all other forms, enter whole dollars only. If you check the box on line 1a, 2a, 3a, 4a, 5a, 6a, 7a, 8a, 9a, or 10a below, and the amount on that line for the return being filed with this form was blank, then leave line 1b, 2b, 3b, 4b, 5b, 6b, 7b, 8b, 9b, or 10b, whichever is applicable, blank (do not enter -0-). But, if you entered -0- on the return, then enter -0- on the applicable line below. **Do not** complete more than one line in Part I.

|   |   |            |                  |
|---|---|------------|------------------|
| <b>1a</b> Form 990 check here <input checked="" type="checkbox"/> | <b>b</b> Total revenue, if any (Form 990, Part VIII, column (A), line 12) . . . . .     | <b>1b</b>  | <b>4,974,697</b> |
| <b>2a</b> Form 990-EZ check here <input type="checkbox"/>         | <b>b</b> Total revenue, if any (Form 990-EZ, line 9) . . . . .                          | <b>2b</b>  |                  |
| <b>3a</b> Form 1120-POL check here <input type="checkbox"/>       | <b>b</b> Total tax (Form 1120-POL, line 22) . . . . .                                   | <b>3b</b>  |                  |
| <b>4a</b> Form 990-PF check here <input type="checkbox"/>         | <b>b</b> Tax based on investment income (Form 990-PF, Part V, line 5) . . . . .         | <b>4b</b>  |                  |
| <b>5a</b> Form 8868 check here <input type="checkbox"/>           | <b>b</b> Balance due (Form 8868, line 3c) . . . . .                                     | <b>5b</b>  |                  |
| <b>6a</b> Form 990-T check here <input type="checkbox"/>          | <b>b</b> Total tax (Form 990-T, Part III, line 4) . . . . .                             | <b>6b</b>  |                  |
| <b>7a</b> Form 4720 check here <input type="checkbox"/>           | <b>b</b> Total tax (Form 4720, Part III, line 1) . . . . .                              | <b>7b</b>  |                  |
| <b>8a</b> Form 5227 check here <input type="checkbox"/>           | <b>b</b> FMV of assets at end of tax year (Form 5227, Item D) . . . . .                 | <b>8b</b>  |                  |
| <b>9a</b> Form 5330 check here <input type="checkbox"/>           | <b>b</b> Tax due (Form 5330, Part II, line 19) . . . . .                                | <b>9b</b>  |                  |
| <b>10a</b> Form 8038-CP check here <input type="checkbox"/>       | <b>b</b> Amount of credit payment requested (Form 8038-CP, Part III, line 22) . . . . . | <b>10b</b> |                  |

## Part II Declaration and Signature Authorization of Officer or Person Subject to Tax

Under penalties of perjury, I declare that  I am an officer of the above entity or  I am a person subject to tax with respect to (name of entity) \_\_\_\_\_, (EIN) \_\_\_\_\_ and that I have examined a copy of the 2023 electronic return and accompanying schedules and statements, and, to the best of my knowledge and belief, they are true, correct, and complete. I further declare that the amount in Part I above is the amount shown on the copy of the electronic return. I consent to allow my intermediate service provider, transmitter, or electronic return originator (ERO) to send the return to the IRS and to receive from the IRS (a) an acknowledgement of receipt or reason for rejection of the transmission, (b) the reason for any delay in processing the return or refund, and (c) the date of any refund. If applicable, I authorize the U.S. Treasury and its designated Financial Agent to initiate an electronic funds withdrawal (direct debit) entry to the financial institution account indicated in the tax preparation software for payment of the federal taxes owed on this return, and the financial institution to debit the entry to this account. To revoke a payment, I must contact the U.S. Treasury Financial Agent at 1-888-353-4537 no later than 2 business days prior to the payment (settlement) date. I also authorize the financial institutions involved in the processing of the electronic payment of taxes to receive confidential information necessary to answer inquiries and resolve issues related to the payment. I have selected a personal identification number (PIN) as my signature for the electronic return and, if applicable, the consent to electronic funds withdrawal.

### PIN: check one box only

I authorize **MARI HUFF, C.P.A., P.A.** to enter my PIN **12345** as my signature  
ERO firm name Enter five numbers, but do not enter all zeros

on the tax year 2023 electronically filed return. If I have indicated within this return that a copy of the return is being filed with a state agency(ies) regulating charities as part of the IRS Fed/State program, I also authorize the aforementioned ERO to enter my PIN on the return's disclosure consent screen.

As an officer or person subject to tax with respect to the entity, I will enter my PIN as my signature on the tax year 2023 electronically filed return. If I have indicated within this return that a copy of the return is being filed with a state agency(ies) regulating charities as part of the IRS Fed/State program, I will enter my PIN on the return's disclosure consent screen.

Signature of officer or person subject to tax \_\_\_\_\_ Date **05/08/24**

## Part III Certification and Authentication

ERO's EFIN/PIN. Enter your six-digit electronic filing identification number (EFIN) followed by your five-digit self-selected PIN.

**65326421800**

Do not enter all zeros

I certify that the above numeric entry is my PIN, which is my signature on the 2023 electronically filed return indicated above. I confirm that I am submitting this return in accordance with the requirements of Pub. 4163, Modernized e-File (MeF) Information for Authorized IRS e-file Providers for Business Returns.

ERO's signature **MARI HUFF, CPA** Date **05/08/24**

**ERO Must Retain This Form — See Instructions  
Do Not Submit This Form to the IRS Unless Requested To Do So**

Form **8879-TE**

### IRS E-file Signature Authorization for a Tax Exempt Entity

OMB No. 1545-0047

For calendar year 2023, or fiscal year beginning . . . . ., 2023, and ending . . . . ., 20 . . . . .

# 2023

Department of the Treasury  
Internal Revenue Service  
Name of filer

**Do not send to the IRS. Keep for your records.**  
Go to [www.irs.gov/Form8879TE](http://www.irs.gov/Form8879TE) for the latest information.

**YOUNG MENS CHRISTIAN ASSOC.  
OF THE TREASURE COAST, INC.**

EIN or SSN  
**59-1911653**

Name and title of officer or person subject to tax **CHARLENE LYONS  
PRESIDENT / CEO**

#### Part I Type of Return and Return Information

Check the box for the return for which you are using this Form 8879-TE and enter the applicable amount, if any, from the return. Form 8038-CP and Form 5330 filers may enter dollars and cents. For all other forms, enter whole dollars only. If you check the box on line 1a, 2a, 3a, 4a, 5a, 6a, 7a, 8a, 9a, or 10a below, and the amount on that line for the return being filed with this form was blank, then leave line 1b, 2b, 3b, 4b, 5b, 6b, 7b, 8b, 9b, or 10b, whichever is applicable, blank (do not enter -0-). But, if you entered -0- on the return, then enter -0- on the applicable line below. Do not complete more than one line in Part I.

|                             |                                     |  |     |
|-----------------------------|-------------------------------------|--|-----|
| 1a Form 990 check here      | <input type="checkbox"/>            | b Total revenue, if any (Form 990, Part VIII, column (A), line 12)     | 1b  |
| 2a Form 990-EZ check here   | <input type="checkbox"/>            | b Total revenue, if any (Form 990-EZ, line 9)                          | 2b  |
| 3a Form 1120-POL check here | <input type="checkbox"/>            | b Total tax (Form 1120-POL, line 22)                                   | 3b  |
| 4a Form 990-PF check here   | <input type="checkbox"/>            | b Tax based on investment income (Form 990-PF, Part V, line 5)         | 4b  |
| 5a Form 8868 check here     | <input type="checkbox"/>            | b Balance due (Form 8868, line 3c)                                     | 5b  |
| 6a Form 990-T check here    | <input checked="" type="checkbox"/> | b Total tax (Form 990-T, Part III, line 4)                             | 6b  |
| 7a Form 4720 check here     | <input type="checkbox"/>            | b Total tax (Form 4720, Part III, line 1)                              | 7b  |
| 8a Form 5227 check here     | <input type="checkbox"/>            | b FMV of assets at end of tax year (Form 5227, Item D)                 | 8b  |
| 9a Form 5330 check here     | <input type="checkbox"/>            | b Tax due (Form 5330, Part II, line 19)                                | 9b  |
| 10a Form 8038-CP check here | <input type="checkbox"/>            | b Amount of credit payment requested (Form 8038-CP, Part III, line 22) | 10b |

#### Part II Declaration and Signature Authorization of Officer or Person Subject to Tax

Under penalties of perjury, I declare that  I am an officer of the above entity or  I am a person subject to tax with respect to (name of entity) \_\_\_\_\_, (EIN) \_\_\_\_\_ and that I have examined a copy of the 2023 electronic return and accompanying schedules and statements, and, to the best of my knowledge and belief, they are true, correct, and complete. I further declare that the amount in Part I above is the amount shown on the copy of the electronic return. I consent to allow my intermediate service provider, transmitter, or electronic return originator (ERO) to send the return to the IRS and to receive from the IRS (a) an acknowledgement of receipt or reason for rejection of the transmission, (b) the reason for any delay in processing the return or refund, and (c) the date of any refund. If applicable, I authorize the U.S. Treasury and its designated Financial Agent to initiate an electronic funds withdrawal (direct debit) entry to the financial institution account indicated in the tax preparation software for payment of the federal taxes owed on this return, and the financial institution to debit the entry to this account. To revoke a payment, I must contact the U.S. Treasury Financial Agent at 1-888-353-4537 no later than 2 business days prior to the payment (settlement) date. I also authorize the financial institutions involved in the processing of the electronic payment of taxes to receive confidential information necessary to answer inquiries and resolve issues related to the payment. I have selected a personal identification number (PIN) as my signature for the electronic return and, if applicable, the consent to electronic funds withdrawal.

##### PIN: check one box only

I authorize MARI HUFF, C.P.A., P.A. to enter my PIN 11653 as my signature  
ERO firm name Enter five numbers, but do not enter all zeros

on the tax year 2023 electronically filed return. If I have indicated within this return that a copy of the return is being filed with a state agency(ies) regulating charities as part of the IRS Fed/State program, I also authorize the aforementioned ERO to enter my PIN on the return's disclosure consent screen.

As an officer or person subject to tax with respect to the entity, I will enter my PIN as my signature on the tax year 2023 electronically filed return. If I have indicated within this return that a copy of the return is being filed with a state agency(ies) regulating charities as part of the IRS Fed/State program, I will enter my PIN on the return's disclosure consent screen.

Signature of officer or person subject to tax \_\_\_\_\_ Date 04/25/24

#### Part III Certification and Authentication

ERO's EFIN/PIN. Enter your six-digit electronic filing identification number (EFIN) followed by your five-digit self-selected PIN.

65326421800

Do not enter all zeros

I certify that the above numeric entry is my PIN, which is my signature on the 2023 electronically filed return indicated above. I confirm that I am submitting this return in accordance with the requirements of Pub. 4163, Modernized e-File (MeF) Information for Authorized IRS e-file Providers for Business Returns.

ERO's signature MARI HUFF, CPA Date 04/25/24

**ERO Must Retain This Form — See Instructions  
Do Not Submit This Form to the IRS Unless Requested To Do So**

Form **990**

**Return of Organization Exempt From Income Tax**  
Under section 501(c), 527, or 4947(a)(1) of the Internal Revenue Code (except private foundations)  
Do not enter social security numbers on this form as it may be made public.  
Go to [www.irs.gov/Form990](http://www.irs.gov/Form990) for instructions and the latest information.

OMB No. 1545-0047  
**2023**  
Open to Public Inspection

Department of the Treasury  
Internal Revenue Service

**A** For the **2023** calendar year, or tax year beginning \_\_\_\_\_, and ending \_\_\_\_\_

**B** Check if applicable:  
 Address change  
 Name change  
 Initial return  
 Final return/terminated  
 Amended return  
 Application pending

**C** Name of organization **YOUNG MENS CHRISTIAN ASSOC. OF THE TREASURE COAST, INC.**  
 Doing business as \_\_\_\_\_  
 Number and street (or P.O. box if mail is not delivered to street address) Room/suite  
**1700 S.E. MONTEREY ROAD**  
 City or town, state or province, country, and ZIP or foreign postal code  
**STUART FL 34996-4643**

**D** Employer identification number  
**59-1911653**

**E** Telephone number  
**772-263-6974**

**G** Gross receipts\$ **5,413,044**

**F** Name and address of principal officer:  
**SCOTT SAMPLES**  
**200 SE HOSPITAL AVENUE**  
**STUART FL 34994**

**H(a)** Is this a group return for subordinates?  Yes  No  
**H(b)** Are all subordinates included?  Yes  No  
 If "No," attach a list. See instructions

**I** Tax-exempt status:  501(c)(3)  501(c) ( ) (insert no.)  4947(a)(1) or  527

**J** Website: **WWW.YMCATREASURECOAST.ORG**

**K** Form of organization:  Corporation  Trust  Association  Other

**L** Year of formation: **1977** **M** State of legal domicile: **FL**

**H(c)** Group exemption number \_\_\_\_\_

| Part I Summary  |   | Prior Year                             | Current Year             |
|---|---|--|--------------------------|
| Activities & Governance   | 1 Briefly describe the organization's mission or most significant activities:<br><b>SEE SCHEDULE O</b>                                    |  |                          |
|   | 2 Check this box <input type="checkbox"/> if the organization discontinued its operations or disposed of more than 25% of its net assets. |  |                          |
|   | 3 Number of voting members of the governing body (Part VI, line 1a)   | 3                                      | 12                       |
|   | 4 Number of independent voting members of the governing body (Part VI, line 1b)   | 4                                      | 12                       |
|   | 5 Total number of individuals employed in calendar year 2023 (Part V, line 2a)  | 5                                      | 287                      |
|   | 6 Total number of volunteers (estimate if necessary)  | 6                                      | 115                      |
|   | 7a Total unrelated business revenue from Part VIII, column (C), line 12   | 7a                                     | 6,106                    |
| 7b Net unrelated business taxable income from Form 990-T, Part I, line 11 | 7b  | 0                                      |                          |
| Revenue   | 8 Contributions and grants (Part VIII, line 1h)   | 1,684,638                              | 1,382,732                |
|   | 9 Program service revenue (Part VIII, line 2g)  | 3,148,510                              | 3,270,148                |
|   | 10 Investment income (Part VIII, column (A), lines 3, 4, and 7d)  | -31,357                                | 10,804                   |
|   | 11 Other revenue (Part VIII, column (A), lines 5, 6d, 8c, 9c, 10c, and 11e)   | 384,203                                | 311,013                  |
|   | 12 Total revenue - add lines 8 through 11 (must equal Part VIII, column (A), line 12)   | 5,185,994                              | 4,974,697                |
| Expenses  | 13 Grants and similar amounts paid (Part IX, column (A), lines 1-3)   |  | 0                        |
|   | 14 Benefits paid to or for members (Part IX, column (A), line 4)  |  | 0                        |
|   | 15 Salaries, other compensation, employee benefits (Part IX, column (A), lines 5-10)  | 2,718,526                              | 2,707,141                |
|   | 16a Professional fundraising fees (Part IX, column (A), line 11e)   |  | 0                        |
|   | b Total fundraising expenses (Part IX, column (D), line 25) <b>547,044</b>  |  |                          |
|   | 17 Other expenses (Part IX, column (A), lines 11a-11d, 11f-24e)   | 1,975,241                              | 2,105,292                |
|   | 18 Total expenses. Add lines 13-17 (must equal Part IX, column (A), line 25)  | 4,693,767                              | 4,812,433                |
| 19 Revenue less expenses. Subtract line 18 from line 12                   | 492,227   | 162,264                                |                          |
| Net Assets or Fund Balances   | 20 Total assets (Part X, line 16)   | Beginning of Current Year<br>7,029,164 | End of Year<br>7,190,925 |
|   | 21 Total liabilities (Part X, line 26)  | 2,100,158                              | 2,099,655                |
|   | 22 Net assets or fund balances. Subtract line 21 from line 20   | 4,929,006                              | 5,091,270                |

**Part II Signature Block**

Under penalties of perjury, I declare that I have examined this return, including accompanying schedules and statements, and to the best of my knowledge and belief, it is true, correct, and complete. Declaration of preparer (other than officer) is based on all information of which preparer has any knowledge.

**Sign Here**  
 Signature of officer: **CHARLENE LYONS** Date: \_\_\_\_\_  
 Type or print name and title: **PRESIDENT/CEO**

**Paid Preparer Use Only**  
 Print/Type preparer's name: **MARI HUFF, CPA** Preparer's signature: **MARI HUFF, CPA** Date: **05/15/24** Check  if self-employed PTIN: **P00761938**  
 Firm's name: **MARI HUFF, C.P.A., P.A.** Firm's EIN: **47-2814883**  
 Firm's address: **701 S COLORADO AVENUE, SUITE 2** Phone no.: **772-888-2042**  
**STUART, FL 34994**

May the IRS discuss this return with the preparer shown above? See instructions  Yes  No

**Part III Statement of Program Service Accomplishments**

Check if Schedule O contains a response or note to any line in this Part III

**1** Briefly describe the organization's mission:

**SEE SCHEDULE O**

**2** Did the organization undertake any significant program services during the year which were not listed on the prior Form 990 or 990-EZ?

Yes  No

If "Yes," describe these new services on Schedule O.

**3** Did the organization cease conducting, or make significant changes in how it conducts, any program services?

Yes  No

If "Yes," describe these changes on Schedule O.

**4** Describe the organization's program service accomplishments for each of its three largest program services, as measured by expenses. Section 501(c)(3) and 501(c)(4) organizations are required to report the amount of grants and allocations to others, the total expenses, and revenue, if any, for each program service reported.

**4a** (Code: ) (Expenses \$ **499,354** including grants of \$ ) (Revenue \$ **497,122** )

**SEE SCHEDULE O**

**4b** (Code: ) (Expenses \$ **2,617,064** including grants of \$ ) (Revenue \$ **2,016,875** )

**SEE SCHEDULE O**

**4c** (Code: ) (Expenses \$ **739,036** including grants of \$ ) (Revenue \$ **753,351** )

**SEE SCHEDULE O**

**4d** Other program services (Describe on Schedule O.)

(Expenses \$ including grants of \$ ) (Revenue \$ )

**4e** Total program service expenses **3,855,454**



**Part IV Checklist of Required Schedules**

|     |  | Yes | No |
|-----|--|-----|----|
| 1   | Is the organization described in section 501(c)(3) or 4947(a)(1) (other than a private foundation)? <i>If "Yes," complete Schedule A</i>   | X   |    |
| 2   | Is the organization required to complete Schedule B, Schedule of Contributors? See instructions  |     | X  |
| 3   | Did the organization engage in direct or indirect political campaign activities on behalf of or in opposition to candidates for public office? <i>If "Yes," complete Schedule C, Part I</i>  |     | X  |
| 4   | <b>Section 501(c)(3) organizations.</b> Did the organization engage in lobbying activities, or have a section 501(h) election in effect during the tax year? <i>If "Yes," complete Schedule C, Part II</i>   |     | X  |
| 5   | Is the organization a section 501(c)(4), 501(c)(5), or 501(c)(6) organization that receives membership dues, assessments, or similar amounts as defined in Rev. Proc. 98-19? <i>If "Yes," complete Schedule C, Part III</i>  |     | X  |
| 6   | Did the organization maintain any donor advised funds or any similar funds or accounts for which donors have the right to provide advice on the distribution or investment of amounts in such funds or accounts? <i>If "Yes," complete Schedule D, Part I</i>  |     | X  |
| 7   | Did the organization receive or hold a conservation easement, including easements to preserve open space, the environment, historic land areas, or historic structures? <i>If "Yes," complete Schedule D, Part II</i>  |     | X  |
| 8   | Did the organization maintain collections of works of art, historical treasures, or other similar assets? <i>If "Yes," complete Schedule D, Part III</i>   |     | X  |
| 9   | Did the organization report an amount in Part X, line 21, for escrow or custodial account liability; serve as a custodian for amounts not listed in Part X; or provide credit counseling, debt management, credit repair, or debt negotiation services? <i>If "Yes," complete Schedule D, Part IV</i>            |     | X  |
| 10  | Did the organization, directly or through a related organization, hold assets in donor-restricted endowments or in quasi-endowments? <i>If "Yes," complete Schedule D, Part V</i>  | X   |    |
| 11  | If the organization's answer to any of the following questions is "Yes," then complete Schedule D, Parts VI, VII, VIII, IX, or X, as applicable.   |     |    |
| a   | Did the organization report an amount for land, buildings, and equipment in Part X, line 10? <i>If "Yes," complete Schedule D, Part VI</i>   | X   |    |
| b   | Did the organization report an amount for investments—other securities in Part X, line 12, that is 5% or more of its total assets reported in Part X, line 16? <i>If "Yes," complete Schedule D, Part VII</i>  |     | X  |
| c   | Did the organization report an amount for investments—program related in Part X, line 13, that is 5% or more of its total assets reported in Part X, line 16? <i>If "Yes," complete Schedule D, Part VIII</i>  |     | X  |
| d   | Did the organization report an amount for other assets in Part X, line 15, that is 5% or more of its total assets reported in Part X, line 16? <i>If "Yes," complete Schedule D, Part IX</i>   |     | X  |
| e   | Did the organization report an amount for other liabilities in Part X, line 25? <i>If "Yes," complete Schedule D, Part X</i>   | X   |    |
| f   | Did the organization's separate or consolidated financial statements for the tax year include a footnote that addresses the organization's liability for uncertain tax positions under FIN 48 (ASC 740)? <i>If "Yes," complete Schedule D, Part X</i>  |     | X  |
| 12a | Did the organization obtain separate, independent audited financial statements for the tax year? <i>If "Yes," complete Schedule D, Parts XI and XII</i>  | X   |    |
| b   | Was the organization included in consolidated, independent audited financial statements for the tax year? <i>If "Yes," and if the organization answered "No" to line 12a, then completing Schedule D, Parts XI and XII is optional</i>   |     | X  |
| 13  | Is the organization a school described in section 170(b)(1)(A)(ii)? <i>If "Yes," complete Schedule E</i>   |     | X  |
| 14a | Did the organization maintain an office, employees, or agents outside of the United States?  |     | X  |
| b   | Did the organization have aggregate revenues or expenses of more than \$10,000 from grantmaking, fundraising, business, investment, and program service activities outside the United States, or aggregate foreign investments valued at \$100,000 or more? <i>If "Yes," complete Schedule F, Parts I and IV</i> |     | X  |
| 15  | Did the organization report on Part IX, column (A), line 3, more than \$5,000 of grants or other assistance to or for any foreign organization? <i>If "Yes," complete Schedule F, Parts II and IV</i>  |     | X  |
| 16  | Did the organization report on Part IX, column (A), line 3, more than \$5,000 of aggregate grants or other assistance to or for foreign individuals? <i>If "Yes," complete Schedule F, Parts III and IV</i>  |     | X  |
| 17  | Did the organization report a total of more than \$15,000 of expenses for professional fundraising services on Part IX, column (A), lines 6 and 11e? <i>If "Yes," complete Schedule G, Part I. See instructions</i>  |     | X  |
| 18  | Did the organization report more than \$15,000 total of fundraising event gross income and contributions on Part VIII, lines 1c and 8a? <i>If "Yes," complete Schedule G, Part II</i>  | X   |    |
| 19  | Did the organization report more than \$15,000 of gross income from gaming activities on Part VIII, line 9a? <i>If "Yes," complete Schedule G, Part III</i>  |     | X  |
| 20a | Did the organization operate one or more hospital facilities? <i>If "Yes," complete Schedule H</i>   |     | X  |
| b   | If "Yes" to line 20a, did the organization attach a copy of its audited financial statements to this return?   |     | X  |
| 21  | Did the organization report more than \$5,000 of grants or other assistance to any domestic organization or domestic government on Part IX, column (A), line 1? <i>If "Yes," complete Schedule I, Parts I and II</i>   |     | X  |

**Part IV Checklist of Required Schedules (continued)**

|     |   | Yes | No |
|-----|---|-----|----|
| 22  | Did the organization report more than \$5,000 of grants or other assistance to or for domestic individuals on Part IX, column (A), line 2? <i>If "Yes," complete Schedule I, Parts I and III</i>  |     | X  |
| 23  | Did the organization answer "Yes" to Part VII, Section A, line 3, 4, or 5 about compensation of the organization's current and former officers, directors, trustees, key employees, and highest compensated employees? <i>If "Yes," complete Schedule J</i>   |     | X  |
| 24a | Did the organization have a tax-exempt bond issue with an outstanding principal amount of more than \$100,000 as of the last day of the year, that was issued after December 31, 2002? <i>If "Yes," answer lines 24b through 24d and complete Schedule K. If "No," go to line 25a</i>   |     | X  |
| b   | Did the organization invest any proceeds of tax-exempt bonds beyond a temporary period exception?   |     |    |
| c   | Did the organization maintain an escrow account other than a refunding escrow at any time during the year to defease any tax-exempt bonds?  |     |    |
| d   | Did the organization act as an "on behalf of" issuer for bonds outstanding at any time during the year?   |     |    |
| 25a | <b>Section 501(c)(3), 501(c)(4), and 501(c)(29) organizations.</b> Did the organization engage in an excess benefit transaction with a disqualified person during the year? <i>If "Yes," complete Schedule L, Part I</i>  |     | X  |
| b   | Is the organization aware that it engaged in an excess benefit transaction with a disqualified person in a prior year, and that the transaction has not been reported on any of the organization's prior Forms 990 or 990-EZ? <i>If "Yes," complete Schedule L, Part I</i>  |     | X  |
| 26  | Did the organization report any amount on Part X, line 5 or 22, for receivables from or payables to any current or former officer, director, trustee, key employee, creator or founder, substantial contributor, or 35% controlled entity or family member of any of these persons? <i>If "Yes," complete Schedule L, Part II</i>   |     | X  |
| 27  | Did the organization provide a grant or other assistance to any current or former officer, director, trustee, key employee, creator or founder, substantial contributor or employee thereof, a grant selection committee member, or to a 35% controlled entity (including an employee thereof) or family member of any of these persons? <i>If "Yes," complete Schedule L, Part III</i> |     | X  |
| 28  | Was the organization a party to a business transaction with one of the following parties? (See the Schedule L, Part IV, instructions for applicable filing thresholds, conditions, and exceptions).   |     |    |
| a   | A current or former officer, director, trustee, key employee, creator or founder, or substantial contributor? <i>If "Yes," complete Schedule L, Part IV</i>   |     | X  |
| b   | A family member of any individual described in line 28a? <i>If "Yes," complete Schedule L, Part IV</i>  |     | X  |
| c   | A 35% controlled entity of one or more individuals and/or organizations described in line 28a or 28b? <i>If "Yes," complete Schedule L, Part IV</i>   |     | X  |
| 29  | Did the organization receive more than \$25,000 in noncash contributions? <i>If "Yes," complete Schedule M</i>  |     | X  |
| 30  | Did the organization receive contributions of art, historical treasures, or other similar assets, or qualified conservation contributions? <i>If "Yes," complete Schedule M</i>   |     | X  |
| 31  | Did the organization liquidate, terminate, or dissolve and cease operations? <i>If "Yes," complete Schedule N, Part I</i>   |     | X  |
| 32  | Did the organization sell, exchange, dispose of, or transfer more than 25% of its net assets? <i>If "Yes," complete Schedule N, Part II</i>   |     | X  |
| 33  | Did the organization own 100% of an entity disregarded as separate from the organization under Regulations sections 301.7701-2 and 301.7701-3? <i>If "Yes," complete Schedule R, Part I</i>   |     | X  |
| 34  | Was the organization related to any tax-exempt or taxable entity? <i>If "Yes," complete Schedule R, Part II, III, or IV, and Part V, line 1</i>   |     | X  |
| 35a | Did the organization have a controlled entity within the meaning of section 512(b)(13)?   |     | X  |
| b   | If "Yes" to line 35a, did the organization receive any payment from or engage in any transaction with a controlled entity within the meaning of section 512(b)(13)? <i>If "Yes," complete Schedule R, Part V, line 2</i>  |     |    |
| 36  | <b>Section 501(c)(3) organizations.</b> Did the organization make any transfers to an exempt non-charitable related organization? <i>If "Yes," complete Schedule R, Part V, line 2</i>  |     | X  |
| 37  | Did the organization conduct more than 5% of its activities through an entity that is not a related organization and that is treated as a partnership for federal income tax purposes? <i>If "Yes," complete Schedule R, Part VI</i>  |     | X  |
| 38  | Did the organization complete Schedule O and provide explanations on Schedule O for Part VI, lines 11b and 19? <b>Note:</b> All Form 990 filers are required to complete Schedule O.  | X   |    |

**Part V Statements Regarding Other IRS Filings and Tax Compliance**

Check if Schedule O contains a response or note to any line in this Part V

|    |  | Yes | No |
|----|--|-----|----|
| 1a | Enter the number reported in box 3 of Form 1096. Enter -0- if not applicable   |     |    |
| b  | Enter the number of Forms W-2G included on line 1a. Enter -0- if not applicable  |     |    |
| c  | Did the organization comply with backup withholding rules for reportable payments to vendors and reportable gaming (gambling) winnings to prize winners? | X   |    |

| <b>Part V Statements Regarding Other IRS Filings and Tax Compliance</b> (continued) |  | Yes        | No         |          |          |
|---|--|------------|------------|----------|----------|
| <b>2a</b>   | Enter the number of employees reported on Form W-3, Transmittal of Wage and Tax Statements, filed for the calendar year ending with or within the year covered by this return  | <b>2a</b>  | <b>287</b> |          |          |
| <b>b</b>  | If at least one is reported on line 2a, did the organization file all required federal employment tax returns?   | <b>2b</b>  |            | <b>X</b> |          |
| <b>3a</b>   | Did the organization have unrelated business gross income of \$1,000 or more during the year?  | <b>3a</b>  |            | <b>X</b> |          |
| <b>b</b>  | If "Yes," has it filed a Form 990-T for this year? <i>If "No" to line 3b, provide an explanation on Schedule O</i>   | <b>3b</b>  |            | <b>X</b> |          |
| <b>4a</b>   | At any time during the calendar year, did the organization have an interest in, or a signature or other authority over, a financial account in a foreign country (such as a bank account, securities account, or other financial account)? | <b>4a</b>  |            |          | <b>X</b> |
| <b>b</b>  | If "Yes," enter the name of the foreign country<br>See instructions for filing requirements for FinCEN Form 114, Report of Foreign Bank and Financial Accounts (FBAR).   |            |            |          |          |
| <b>5a</b>   | Was the organization a party to a prohibited tax shelter transaction at any time during the tax year?  | <b>5a</b>  |            |          | <b>X</b> |
| <b>b</b>  | Did any taxable party notify the organization that it was or is a party to a prohibited tax shelter transaction?   | <b>5b</b>  |            |          | <b>X</b> |
| <b>c</b>  | If "Yes" to line 5a or 5b, did the organization file Form 8886-T?  | <b>5c</b>  |            |          |          |
| <b>6a</b>   | Does the organization have annual gross receipts that are normally greater than \$100,000, and did the organization solicit any contributions that were not tax deductible as charitable contributions?                                    | <b>6a</b>  |            | <b>X</b> |          |
| <b>b</b>  | If "Yes," did the organization include with every solicitation an express statement that such contributions or gifts were not tax deductible?  | <b>6b</b>  |            | <b>X</b> |          |
| <b>7</b>  | <b>Organizations that may receive deductible contributions under section 170(c).</b>   |            |            |          |          |
| <b>a</b>  | Did the organization receive a payment in excess of \$75 made partly as a contribution and partly for goods and services provided to the payor?  | <b>7a</b>  |            |          | <b>X</b> |
| <b>b</b>  | If "Yes," did the organization notify the donor of the value of the goods or services provided?  | <b>7b</b>  |            |          |          |
| <b>c</b>  | Did the organization sell, exchange, or otherwise dispose of tangible personal property for which it was required to file Form 8282?   | <b>7c</b>  |            |          | <b>X</b> |
| <b>d</b>  | If "Yes," indicate the number of Forms 8282 filed during the year  | <b>7d</b>  |            |          |          |
| <b>e</b>  | Did the organization receive any funds, directly or indirectly, to pay premiums on a personal benefit contract?  | <b>7e</b>  |            |          | <b>X</b> |
| <b>f</b>  | Did the organization, during the year, pay premiums, directly or indirectly, on a personal benefit contract?   | <b>7f</b>  |            |          | <b>X</b> |
| <b>g</b>  | If the organization received a contribution of qualified intellectual property, did the organization file Form 8899 as required?   | <b>7g</b>  |            |          | <b>X</b> |
| <b>h</b>  | If the organization received a contribution of cars, boats, airplanes, or other vehicles, did the organization file a Form 1098-C?   | <b>7h</b>  |            |          | <b>X</b> |
| <b>8</b>  | <b>Sponsoring organizations maintaining donor advised funds.</b> Did a donor advised fund maintained by the sponsoring organization have excess business holdings at any time during the year?   | <b>8</b>   |            |          |          |
| <b>9</b>  | <b>Sponsoring organizations maintaining donor advised funds.</b>   |            |            |          |          |
| <b>a</b>  | Did the sponsoring organization make any taxable distributions under section 4966?   | <b>9a</b>  |            |          |          |
| <b>b</b>  | Did the sponsoring organization make a distribution to a donor, donor advisor, or related person?  | <b>9b</b>  |            |          |          |
| <b>10</b>   | <b>Section 501(c)(7) organizations.</b> Enter:   |            |            |          |          |
| <b>a</b>  | Initiation fees and capital contributions included on Part VIII, line 12   | <b>10a</b> |            |          |          |
| <b>b</b>  | Gross receipts, included on Form 990, Part VIII, line 12, for public use of club facilities  | <b>10b</b> |            |          |          |
| <b>11</b>   | <b>Section 501(c)(12) organizations.</b> Enter:  |            |            |          |          |
| <b>a</b>  | Gross income from members or shareholders  | <b>11a</b> |            |          |          |
| <b>b</b>  | Gross income from other sources. (Do not net amounts due or paid to other sources against amounts due or received from them.)  | <b>11b</b> |            |          |          |
| <b>12a</b>  | <b>Section 4947(a)(1) non-exempt charitable trusts.</b> Is the organization filing Form 990 in lieu of Form 1041?  | <b>12a</b> |            |          |          |
| <b>b</b>  | If "Yes," enter the amount of tax-exempt interest received or accrued during the year  | <b>12b</b> |            |          |          |
| <b>13</b>   | <b>Section 501(c)(29) qualified nonprofit health insurance issuers.</b>  |            |            |          |          |
| <b>a</b>  | Is the organization licensed to issue qualified health plans in more than one state?<br><b>Note:</b> See the instructions for additional information the organization must report on Schedule O.   | <b>13a</b> |            |          |          |
| <b>b</b>  | Enter the amount of reserves the organization is required to maintain by the states in which the organization is licensed to issue qualified health plans  | <b>13b</b> |            |          |          |
| <b>c</b>  | Enter the amount of reserves on hand   | <b>13c</b> |            |          |          |
| <b>14a</b>  | Did the organization receive any payments for indoor tanning services during the tax year?   | <b>14a</b> |            |          | <b>X</b> |
| <b>b</b>  | If "Yes," has it filed a Form 720 to report these payments? <i>If "No," provide an explanation on Schedule O</i>   | <b>14b</b> |            |          |          |
| <b>15</b>   | Is the organization subject to the section 4960 tax on payment(s) of more than \$1,000,000 in remuneration or excess parachute payment(s) during the year?<br>If "Yes," see instructions and file Form 4720, Schedule N.                   | <b>15</b>  |            |          | <b>X</b> |
| <b>16</b>   | Is the organization an educational institution subject to the section 4968 excise tax on net investment income?<br>If "Yes," complete Form 4720, Schedule O.   | <b>16</b>  |            |          | <b>X</b> |
| <b>17</b>   | <b>Section 501(c)(21) organizations.</b> Did the trust, any disqualified or other person engage in any activities that would result in the imposition of an excise tax under section 4951, 4952 or 4953?<br>If "Yes," complete Form 6069.  | <b>17</b>  |            |          |          |

**Part VI Governance, Management, and Disclosure** For each "Yes" response to lines 2 through 7b below, and for a "No" response to line 8a, 8b, or 10b below, describe the circumstances, processes, or changes on Schedule O. See instructions. Check if Schedule O contains a response or note to any line in this Part VI

**Section A. Governing Body and Management**

|           |  | Yes      | No       |
|-----------|--|----------|----------|
| <b>1a</b> | Enter the number of voting members of the governing body at the end of the tax year<br>If there are material differences in voting rights among members of the governing body, or if the governing body delegated broad authority to an executive committee or similar committee, explain on Schedule O. |          |          |
| <b>1b</b> | Enter the number of voting members included on line 1a, above, who are independent   |          |          |
| <b>2</b>  | Did any officer, director, trustee, or key employee have a family relationship or a business relationship with any other officer, director, trustee, or key employee?  |          | <b>X</b> |
| <b>3</b>  | Did the organization delegate control over management duties customarily performed by or under the direct supervision of officers, directors, trustees, or key employees to a management company or other person?  |          | <b>X</b> |
| <b>4</b>  | Did the organization make any significant changes to its governing documents since the prior Form 990 was filed?   |          | <b>X</b> |
| <b>5</b>  | Did the organization become aware during the year of a significant diversion of the organization's assets?   |          | <b>X</b> |
| <b>6</b>  | Did the organization have members or stockholders?   |          | <b>X</b> |
| <b>7a</b> | Did the organization have members, stockholders, or other persons who had the power to elect or appoint one or more members of the governing body?   |          | <b>X</b> |
| <b>7b</b> | Are any governance decisions of the organization reserved to (or subject to approval by) members, stockholders, or persons other than the governing body?  |          | <b>X</b> |
| <b>8</b>  | Did the organization contemporaneously document the meetings held or written actions undertaken during the year by the following:  |          |          |
| <b>8a</b> | The governing body?  | <b>X</b> |          |
| <b>8b</b> | Each committee with authority to act on behalf of the governing body?  | <b>X</b> |          |
| <b>9</b>  | Is there any officer, director, trustee, or key employee listed in Part VII, Section A, who cannot be reached at the organization's mailing address? If "Yes," provide the names and addresses on Schedule O   |          | <b>X</b> |

**Section B. Policies** (This Section B requests information about policies not required by the Internal Revenue Code.)

|            |  | Yes      | No       |
|------------|--|----------|----------|
| <b>10a</b> | Did the organization have local chapters, branches, or affiliates?   | <b>X</b> |          |
| <b>10b</b> | If "Yes," did the organization have written policies and procedures governing the activities of such chapters, affiliates, and branches to ensure their operations are consistent with the organization's exempt purposes?   | <b>X</b> |          |
| <b>11a</b> | Has the organization provided a complete copy of this Form 990 to all members of its governing body before filing the form?  | <b>X</b> |          |
| <b>11b</b> | Describe on Schedule O the process, if any, used by the organization to review this Form 990.  |          |          |
| <b>12a</b> | Did the organization have a written conflict of interest policy? If "No," go to line 13  | <b>X</b> |          |
| <b>12b</b> | Were officers, directors, or trustees, and key employees required to disclose annually interests that could give rise to conflicts?  | <b>X</b> |          |
| <b>12c</b> | Did the organization regularly and consistently monitor and enforce compliance with the policy? If "Yes," describe on Schedule O how this was done   | <b>X</b> |          |
| <b>13</b>  | Did the organization have a written whistleblower policy?  | <b>X</b> |          |
| <b>14</b>  | Did the organization have a written document retention and destruction policy?   | <b>X</b> |          |
| <b>15</b>  | Did the process for determining compensation of the following persons include a review and approval by independent persons, comparability data, and contemporaneous substantiation of the deliberation and decision?   |          |          |
| <b>15a</b> | The organization's CEO, Executive Director, or top management official   | <b>X</b> |          |
| <b>15b</b> | Other officers or key employees of the organization<br>If "Yes" to line 15a or 15b, describe the process on Schedule O. See instructions.  | <b>X</b> |          |
| <b>16a</b> | Did the organization invest in, contribute assets to, or participate in a joint venture or similar arrangement with a taxable entity during the year?  |          | <b>X</b> |
| <b>16b</b> | If "Yes," did the organization follow a written policy or procedure requiring the organization to evaluate its participation in joint venture arrangements under applicable federal tax law, and take steps to safeguard the organization's exempt status with respect to such arrangements? |          |          |

**Section C. Disclosure**

- 17** List the states with which a copy of this Form 990 is required to be filed **FL**
- 18** Section 6104 requires an organization to make its Forms 1023 (1024 or 1024-A, if applicable), 990, and 990-T (section 501(c)(3)s only) available for public inspection. Indicate how you made these available. Check all that apply.  
 Own website  Another's website  Upon request  Other (explain on Schedule O)
- 19** Describe on Schedule O whether (and if so, how) the organization made its governing documents, conflict of interest policy, and financial statements available to the public during the tax year.
- 20** State the name, address, and telephone number of the person who possesses the organization's books and records.

**CHARLENE LYONS**

**1700 SW MONTEREY ROAD**

**STUART**

**FL 34996**

**772-263-6974**

**Part VII Compensation of Officers, Directors, Trustees, Key Employees, Highest Compensated Employees, and Independent Contractors**

Check if Schedule O contains a response or note to any line in this Part VII

**Section A. Officers, Directors, Trustees, Key Employees, and Highest Compensated Employees**

**1a** Complete this table for all persons required to be listed. Report compensation for the calendar year ending with or within the organization's tax year.

- List all of the organization's **current** officers, directors, trustees (whether individuals or organizations), regardless of amount of compensation. Enter -0- in columns (D), (E), and (F) if no compensation was paid.
- List all of the organization's **current** key employees, if any. See instructions for definition of "key employee."
- List the organization's five **current** highest compensated employees (other than an officer, director, trustee, or key employee) who received reportable compensation (box 5 of Form W-2, box 6 of Form 1099-MISC, and/or box 1 of Form 1099-NEC) of more than \$100,000 from the organization and any related organizations.
- List all of the organization's **former** officers, key employees, and highest compensated employees who received more than \$100,000 of reportable compensation from the organization and any related organizations.
- List all of the organization's **former directors or trustees** that received, in the capacity as a former director or trustee of the organization, more than \$10,000 of reportable compensation from the organization and any related organizations. See the instructions for the order in which to list the persons above.

Check this box if neither the organization nor any related organization compensated any current officer, director, or trustee.

| (A)<br>Name and title                          | (B)<br>Average hours per week per week (list any hours for related organizations below dotted line) | (C)<br>Position (do not check more than one box, unless person is both an officer and a director/trustee) |                       |         |              |                              |        | (D)<br>Reportable compensation from the organization (W-2/ 1099-MISC/ 1099-NEC) | (E)<br>Reportable compensation from related organizations (W-2/ 1099-MISC/ 1099-NEC) | (F)<br>Estimated amount of other compensation from the organization and related organizations |
|--|---|---|-----------------------|---------|--------------|------------------------------|--------|---|--|---|
|  |   | Individual trustee or director  | Institutional trustee | Officer | Key employee | Highest compensated employee | Former |   |  |   |
| (1) CHARLENE LYONS<br>PRESIDENT/CEO            | 40.00<br>0.00   |   |                       | X       |              |                              |        | 134,781   | 0  | 1,135   |
| (2) SARAH BAKER<br>PHILANTHROPY COMMITTEE      | 0.50<br>0.00  | X   |                       |         |              |                              |        | 0   | 0  | 0   |
| (3) AMY CRARY<br>BOARD SECRETARY               | 0.50<br>0.00  | X   |                       | X       |              |                              |        | 0   | 0  | 0   |
| (4) ROBERT GLUCKMAN<br>FINANCE COMMITTEE       | 0.50<br>0.00  | X   |                       |         |              |                              |        | 0   | 0  | 0   |
| (5) JOYANIA HAWTHORNE<br>GOVERNANCE COMMITTEE  | 0.50<br>0.00  | X   |                       |         |              |                              |        | 0   | 0  | 0   |
| (6) RUDY HOWARD<br>GOVERNANCE COMMITTEE        | 0.50<br>0.00  | X   |                       |         |              |                              |        | 0   | 0  | 0   |
| (7) KAIJA MAYFIELD<br>PHILANTHROPY COMMITTEE   | 0.50<br>0.00  | X   |                       |         |              |                              |        | 0   | 0  | 0   |
| (8) ALISON PALOMBI<br>BOARD VICE CHAIR         | 0.50<br>0.00  | X   |                       | X       |              |                              |        | 0   | 0  | 0   |
| (9) JENNIFER RUSSELL<br>PHILANTHROPY COMMITTEE | 0.50<br>0.00  | X   |                       |         |              |                              |        | 0   | 0  | 0   |
| (10) SCOTT SAMPLES<br>BOARD CHAIR              | 0.50<br>0.00  | X   |                       | X       |              |                              |        | 0   | 0  | 0   |
| (11) DARREN STEELE<br>PAST BOARD CHAIR         | 0.50<br>0.00  | X   |                       |         |              |                              |        | 0   | 0  | 0   |

**Part VII Section A. Officers, Directors, Trustees, Key Employees, and Highest Compensated Employees** (continued)

| (A)<br>Name and title  | (B)<br>Average hours per week per week (list any hours for related organizations below dotted line) | (C)<br>Position (do not check more than one box, unless person is both an officer and a director/trustee) |                       |         |              |                              |                | (D)<br>Reportable compensation from the organization (W-2/ 1099-MISC/ 1099-NEC) | (E)<br>Reportable compensation from related organizations (W-2/ 1099-MISC/ 1099-NEC) | (F)<br>Estimated amount of other compensation from the organization and related organizations |
|--|---|---|-----------------------|---------|--------------|------------------------------|----------------|---|--|---|
|  |   | Individual trustee or director  | Institutional trustee | Officer | Key employee | Highest compensated employee | Former         |   |  |   |
| (12) <b>ERIC SWIERZINSKI</b>                                   |   |   |                       |         |              |                              |                |   |  |   |
| (12) <b>TREASURER</b>  | 0.50<br>0.00  | X   |                       | X       |              |                              |                | 0   | 0  |   |
| (13) <b>MARISOL ZEQUEIRA</b>                                   |   |   |                       |         |              |                              |                |   |  |   |
| (13) <b>GOVERNANCE CHAIR</b>                                   | 0.50<br>0.00  | X   |                       |         |              |                              |                | 0   | 0  |   |
| (14)   |   |   |                       |         |              |                              |                |   |  |   |
| (15)   |   |   |                       |         |              |                              |                |   |  |   |
| (16)   |   |   |                       |         |              |                              |                |   |  |   |
| (17)   |   |   |                       |         |              |                              |                |   |  |   |
| (18)   |   |   |                       |         |              |                              |                |   |  |   |
| (19)   |   |   |                       |         |              |                              |                |   |  |   |
| <b>1b Subtotal</b>   |   |   |                       |         |              |                              | <b>134,781</b> |   | <b>1,135</b>   |   |
| <b>c Total from continuation sheets to Part VII, Section A</b> |   |   |                       |         |              |                              |                |   |  |   |
| <b>d Total (add lines 1b and 1c)</b>                           |   |   |                       |         |              |                              | <b>134,781</b> |   | <b>1,135</b>   |   |

**2** Total number of individuals (including but not limited to those listed above) who received more than \$100,000 of reportable compensation from the organization **1**

|  | Yes | No       |
|--|-----|----------|
| <b>3</b> Did the organization list any <b>former</b> officer, director, trustee, key employee, or highest compensated employee on line 1a? <i>If "Yes," complete Schedule J for such individual</i>  |     | <b>X</b> |
| <b>4</b> For any individual listed on line 1a, is the sum of reportable compensation and other compensation from the organization and related organizations greater than \$150,000? <i>If "Yes," complete Schedule J for such individual</i> |     | <b>X</b> |
| <b>5</b> Did any person listed on line 1a receive or accrue compensation from any unrelated organization or individual for services rendered to the organization? <i>If "Yes," complete Schedule J for such person</i>                       |     | <b>X</b> |

**Section B. Independent Contractors**

**1** Complete this table for your five highest compensated independent contractors that received more than \$100,000 of compensation from the organization. Report compensation for the calendar year ending with or within the organization's tax year.

| (A)<br>Name and business address | (B)<br>Description of services | (C)<br>Compensation |
|----------------------------------|--------------------------------|---------------------|
|                                  |                                |                     |
|                                  |                                |                     |
|                                  |                                |                     |
|                                  |                                |                     |
|                                  |                                |                     |

**2** Total number of independent contractors (including but not limited to those listed above) who received more than \$100,000 of compensation from the organization **0**

**Part VIII Statement of Revenue**

Check if Schedule O contains a response or note to any line in this Part VIII

|  |   |               | (A)<br>Total revenue | (B)<br>Related or exempt<br>function revenue | (C)<br>Unrelated<br>business revenue | (D)<br>Revenue excluded<br>from tax under<br>sections 512-514 |  |
|--|---|---------------|----------------------|--|--------------------------------------|---|--|
| <b>Contributions, Gifts, Grants and Other Similar Amounts</b>  | <b>1a</b> Federated campaigns   | <b>1a</b>     |                      |  |                                      |   |  |
|  | <b>b</b> Membership dues  | <b>1b</b>     |                      |  |                                      |   |  |
|  | <b>c</b> Fundraising events   | <b>1c</b>     | 191,392              |  |                                      |   |  |
|  | <b>d</b> Related organizations  | <b>1d</b>     |                      |  |                                      |   |  |
|  | <b>e</b> Government grants (contributions)  | <b>1e</b>     | 974,545              |  |                                      |   |  |
|  | <b>f</b> All other contributions, gifts, grants, and similar amounts not included above | <b>1f</b>     | 216,795              |  |                                      |   |  |
|  | <b>g</b> Noncash contributions included in lines 1a-1f                                  | <b>1g</b>     | \$                   |  |                                      |   |  |
|  | <b>h Total.</b> Add lines 1a-1f   |               |                      | 1,382,732                                    |                                      |   |  |
| <b>Program Service Revenue</b>   | <b>2a</b> CHILD CARE & FAMILY LIFE  | Business Code | 713940               | 2,016,875                                    | 2,016,875                            |   |  |
|  | <b>b</b> MEMBERSHIPS  |               | 624100               | 896,532                                      | 896,532                              |   |  |
|  | <b>c</b> SPORTS & RECREATION  |               | 713990               | 287,998                                      | 287,998                              |   |  |
|  | <b>d</b> AQUATICS   |               | 713940               | 65,943                                       | 65,943                               |   |  |
|  | <b>e</b> FACILITY RENTAL  |               | 453000               | 2,800  |                                      | 2,800   |  |
|  | <b>f</b> All other program service revenue  |               |                      |  |                                      |   |  |
|  | <b>g Total.</b> Add lines 2a-2f   |               |                      | 3,270,148                                    |                                      |   |  |
| <b>Other Revenue</b>   | <b>3</b> Investment income (including dividends, interest, and other similar amounts)   |               |                      | 41,723                                       |                                      | 41,723  |  |
|  | <b>4</b> Income from investment of tax-exempt bond proceeds                             |               |                      |  |                                      |   |  |
|  | <b>5</b> Royalties  |               |                      |  |                                      |   |  |
|  | <b>6a</b> Gross rents   | <b>6a</b>     | (i) Real             |  |                                      |   |  |
|  |   |               | (ii) Personal        |  |                                      |   |  |
|  |   |               |                      |  |                                      |   |  |
|  | <b>b</b> Less: rental expenses  | <b>6b</b>     |                      |  |                                      |   |  |
|  | <b>c</b> Rental inc. or (loss)  | <b>6c</b>     |                      |  |                                      |   |  |
|  | <b>d</b> Net rental income or (loss)  |               |                      |  |                                      |   |  |
|  | <b>7a</b> Gross amount from sales of assets other than inventory                        | <b>7a</b>     | (i) Securities       |  |                                      |   |  |
|  |   |               | (ii) Other           |  |                                      |   |  |
|  |   |               |                      |  |                                      |   |  |
|  | <b>b</b> Less: cost or other basis and sales exps.                                      | <b>7b</b>     |                      |  |                                      |   |  |
|  | <b>c</b> Gain or (loss)   | <b>7c</b>     |                      | 30,919                                       |                                      |   |  |
|  | <b>d</b> Net gain or (loss)   |               |                      | -30,919                                      | -30,919                              |   |  |
| <b>8a</b> Gross income from fundraising events (not including \$ 191,392 of contributions reported on line 1c). See Part IV, line 18 | <b>8a</b>   |               | 694,183              |  |                                      |   |  |
|  |   | <b>8b</b>     | 407,428              |  |                                      |   |  |
| <b>c</b> Net income or (loss) from fundraising events  |   |               | 286,755              |  |                                      |   |  |
| <b>9a</b> Gross income from gaming activities. See Part IV, line 19  | <b>9a</b>   |               |                      |  |                                      |   |  |
|  |   | <b>9b</b>     |                      |  |                                      |   |  |
| <b>c</b> Net income or (loss) from gaming activities   |   |               |                      |  |                                      |   |  |
| <b>10a</b> Gross sales of inventory, less returns and allowances   | <b>10a</b>  |               |                      |  |                                      |   |  |
|  |   | <b>10b</b>    |                      |  |                                      |   |  |
| <b>c</b> Net income or (loss) from sales of inventory  |   |               |                      |  |                                      |   |  |
| <b>Miscellaneous Revenue</b>   | <b>11a</b> OTHER SALES  | Business Code | 453000               | 20,952                                       | 20,952                               |   |  |
|  | <b>b</b> VENDING  |               | 453000               | 3,306  |                                      | 3,306   |  |
|  | <b>c</b>  |               |                      |  |                                      |   |  |
|  | <b>d</b> All other revenue  |               |                      |  |                                      |   |  |
|  | <b>e Total.</b> Add lines 11a-11d   |               |                      | 24,258                                       |                                      |   |  |
| <b>12 Total revenue.</b> See instructions  |   |               | 4,974,697            | 3,257,381                                    | 6,106                                | 41,723  |  |

**Part IX Statement of Functional Expenses**

Section 501(c)(3) and 501(c)(4) organizations must complete all columns. All other organizations must complete column (A).

Check if Schedule O contains a response or note to any line in this Part IX

| Do not include amounts reported on lines 6b, 7b, 8b, 9b, and 10b of Part VIII.   | (A)<br>Total expenses | (B)<br>Program service expenses | (C)<br>Management and general expenses | (D)<br>Fundraising expenses |
|--|-----------------------|---------------------------------|--|-----------------------------|
| 1 Grants and other assistance to domestic organizations and domestic governments. See Part IV, line 21   |                       |                                 |  |                             |
| 2 Grants and other assistance to domestic individuals. See Part IV, line 22  |                       |                                 |  |                             |
| 3 Grants and other assistance to foreign organizations, foreign governments, and foreign individuals. See Part IV, lines 15 and 16   |                       |                                 |  |                             |
| 4 Benefits paid to or for members  |                       |                                 |  |                             |
| 5 Compensation of current officers, directors, trustees, and key employees   | 134,781               | 99,603                          | 809                                    | 34,369                      |
| 6 Compensation not included above to disqualified persons (as defined under section 4958(f)(1)) and persons described in section 4958(c)(3)(B)   |                       |                                 |  |                             |
| 7 Other salaries and wages   | 2,222,451             | 1,642,540                       | 566,970                                | 12,941                      |
| 8 Pension plan accruals and contributions (include section 401(k) and 403(b) employer contributions)   |                       |                                 |  |                             |
| 9 Other employee benefits  | 164,596               | 75,340                          | 83,840                                 | 5,416                       |
| 10 Payroll taxes   | 185,313               | 107,295                         | 76,875                                 | 1,143                       |
| 11 Fees for services (nonemployees):   |                       |                                 |  |                             |
| a Management   |                       |                                 |  |                             |
| b Legal  |                       |                                 |  |                             |
| c Accounting   |                       |                                 |  |                             |
| d Lobbying   |                       |                                 |  |                             |
| e Professional fundraising services. See Part IV, line 7   |                       |                                 |  |                             |
| f Investment management fees   |                       |                                 |  |                             |
| g Other. (If line 11g amount exceeds 10% of line 25, column (A) amount, list line 11g expenses on Schedule O.)   | 211,000               | 24,614                          | 186,386                                |                             |
| 12 Advertising and promotion   | 56,823                | 1,324                           | 20,485                                 | 35,014                      |
| 13 Office expenses   | 460,219               | 181,099                         | 211,824                                | 67,296                      |
| 14 Information technology  | 134,502               |                                 | 128,387                                | 6,115                       |
| 15 Royalties   |                       |                                 |  |                             |
| 16 Occupancy   | 270,668               | 34,809                          | 234,659                                | 1,200                       |
| 17 Travel  | 15,416                | 548                             | 14,868                                 |                             |
| 18 Payments of travel or entertainment expenses for any federal, state, or local public officials  |                       |                                 |  |                             |
| 19 Conferences, conventions, and meetings  | 49,376                | 3,053                           | 46,323                                 |                             |
| 20 Interest  | 5,076                 |                                 | 5,076                                  |                             |
| 21 Payments to affiliates  | 91,982                |                                 | 91,982                                 |                             |
| 22 Depreciation, depletion, and amortization   | 357,037               |                                 | 357,037                                |                             |
| 23 Insurance   | 226,272               |                                 | 226,272                                |                             |
| 24 Other expenses. Itemize expenses not covered above. (List miscellaneous expenses on line 24e. If line 24e amount exceeds 10% of line 25, column (A) amount, list line 24e expenses on Schedule O.)  |                       |                                 |  |                             |
| a <b>SCHOLARSHIP</b>   | 192,814               | 89,814                          | 102,000                                | 1,000                       |
| b <b>DUES, LICENSES AND OTHER</b>  | 34,075                | 15,512                          | 13,388                                 | 5,175                       |
| c <b>BAD DEBT</b>  | 32                    |                                 | 32                                     |                             |
| d <b>ALLOCATION OF M&amp;G EXPENSE</b>   |                       | 1,579,903                       | -1,957,278                             | 377,375                     |
| e All other expenses   |                       |                                 |  |                             |
| 25 Total functional expenses. Add lines 1 through 24e  | 4,812,433             | 3,855,454                       | 409,935                                | 547,044                     |
| 26 Joint costs. Complete this line only if the organization reported in column (B) joint costs from a combined educational campaign and fundraising solicitation. Check here <input checked="" type="checkbox"/> if following SOP 98-2 (ASC 958-720) |                       |                                 |  |                             |



**Part X Balance Sheet**

Check if Schedule O contains a response or note to any line in this Part X

|                                    |  | (A)<br>Beginning of year  |                | (B)<br>End of year |           |
|------------------------------------|--|---|----------------|--------------------|-----------|
| <b>Assets</b>                      | 1  | Cash—non-interest-bearing   | 1,166,124      | 1                  | 1,404,207 |
|                                    | 2  | Savings and temporary cash investments  | 201,748        | 2                  | 255,457   |
|                                    | 3  | Pledges and grants receivable, net  | 260,989        | 3                  | 29,490    |
|                                    | 4  | Accounts receivable, net  | 128,835        | 4                  | 124,587   |
|                                    | 5  | Loans and other receivables from any current or former officer, director, trustee, key employee, creator or founder, substantial contributor, or 35% controlled entity or family member of any of these persons |                | 5                  |           |
|                                    | 6  | Loans and other receivables from other disqualified persons (as defined under section 4958(f)(1)), and persons described in section 4958(c)(3)(B)   |                | 6                  |           |
|                                    | 7  | Notes and loans receivable, net   | 1,598,252      | 7                  | 1,544,544 |
|                                    | 8  | Inventories for sale or use   |                | 8                  |           |
|                                    | 9  | Prepaid expenses and deferred charges   | 59,940         | 9                  | 78,192    |
|                                    | 10a  | Land, buildings, and equipment: cost or other basis. Complete Part VI of Schedule D   | 10a 10,757,113 |                    |           |
|                                    | b  | Less: accumulated depreciation  | 10b 7,098,392  | 10c                | 3,658,721 |
|                                    | 11   | Investments—publicly traded securities  |                | 11                 |           |
|                                    | 12   | Investments—other securities. See Part IV, line 11  |                | 12                 |           |
|                                    | 13   | Investments—program-related. See Part IV, line 11   |                | 13                 |           |
|                                    | 14   | Intangible assets   |                | 14                 |           |
|                                    | 15   | Other assets. See Part IV, line 11  | 95,636         | 15                 | 95,727    |
| 16                                 | <b>Total assets.</b> Add lines 1 through 15 (must equal line 33)   | 7,029,164   | 16             | 7,190,925          |           |
| <b>Liabilities</b>                 | 17   | Accounts payable and accrued expenses   | 203,565        | 17                 | 232,726   |
|                                    | 18   | Grants payable  |                | 18                 |           |
|                                    | 19   | Deferred revenue  | 210,383        | 19                 | 234,336   |
|                                    | 20   | Tax-exempt bond liabilities   |                | 20                 |           |
|                                    | 21   | Escrow or custodial account liability. Complete Part IV of Schedule D   |                | 21                 |           |
|                                    | 22   | Loans and other payables to any current or former officer, director, trustee, key employee, creator or founder, substantial contributor, or 35% controlled entity or family member of any of these persons      |                | 22                 |           |
|                                    | 23   | Secured mortgages and notes payable to unrelated third parties  |                | 23                 |           |
|                                    | 24   | Unsecured notes and loans payable to unrelated third parties  |                | 24                 |           |
|                                    | 25   | Other liabilities (including federal income tax, payables to related third parties, and other liabilities not included on lines 17-24). Complete Part X of Schedule D   | 1,686,210      | 25                 | 1,632,593 |
|                                    | 26   | <b>Total liabilities.</b> Add lines 17 through 25   | 2,100,158      | 26                 | 2,099,655 |
| <b>Net Assets or Fund Balances</b> | <b>Organizations that follow FASB ASC 958, check here <input checked="" type="checkbox"/> and complete lines 27, 28, 32, and 33.</b> |   |                |                    |           |
|                                    | 27   | Net assets without donor restrictions   | 3,076,018      | 27                 | 3,243,200 |
|                                    | 28   | Net assets with donor restrictions  | 1,852,988      | 28                 | 1,848,070 |
|                                    | <b>Organizations that do not follow FASB ASC 958, check here <input type="checkbox"/> and complete lines 29 through 33.</b>          |   |                |                    |           |
|                                    | 29   | Capital stock or trust principal, or current funds  |                | 29                 |           |
|                                    | 30   | Paid-in or capital surplus, or land, building, or equipment fund  |                | 30                 |           |
|                                    | 31   | Retained earnings, endowment, accumulated income, or other funds  |                | 31                 |           |
| 32                                 | Total net assets or fund balances  | 4,929,006   | 32             | 5,091,270          |           |
| 33                                 | Total liabilities and net assets/fund balances   | 7,029,164   | 33             | 7,190,925          |           |

**Part XI Reconciliation of Net Assets**

Check if Schedule O contains a response or note to any line in this Part XI

|           |  |           |                  |
|-----------|--|-----------|------------------|
| <b>1</b>  | Total revenue (must equal Part VIII, column (A), line 12)  | <b>1</b>  | <b>4,974,697</b> |
| <b>2</b>  | Total expenses (must equal Part IX, column (A), line 25)   | <b>2</b>  | <b>4,812,433</b> |
| <b>3</b>  | Revenue less expenses. Subtract line 2 from line 1   | <b>3</b>  | <b>162,264</b>   |
| <b>4</b>  | Net assets or fund balances at beginning of year (must equal Part X, line 32, column (A))                      | <b>4</b>  | <b>4,929,006</b> |
| <b>5</b>  | Net unrealized gains (losses) on investments   | <b>5</b>  |                  |
| <b>6</b>  | Donated services and use of facilities   | <b>6</b>  |                  |
| <b>7</b>  | Investment expenses  | <b>7</b>  |                  |
| <b>8</b>  | Prior period adjustments   | <b>8</b>  |                  |
| <b>9</b>  | Other changes in net assets or fund balances (explain on Schedule O)   | <b>9</b>  |                  |
| <b>10</b> | Net assets or fund balances at end of year. Combine lines 3 through 9 (must equal Part X, line 32, column (B)) | <b>10</b> | <b>5,091,270</b> |

**Part XII Financial Statements and Reporting**

Check if Schedule O contains a response or note to any line in this Part XII

|           |   | Yes      | No       |
|-----------|---|----------|----------|
| <b>1</b>  | Accounting method used to prepare the Form 990: <input type="checkbox"/> Cash <input checked="" type="checkbox"/> Accrual <input type="checkbox"/> Other<br>If the organization changed its method of accounting from a prior year or checked "Other," explain on Schedule O.   |          |          |
| <b>2a</b> | Were the organization's financial statements compiled or reviewed by an independent accountant?<br>If "Yes," check a box below to indicate whether the financial statements for the year were compiled or reviewed on a separate basis, consolidated basis, or both.<br><input type="checkbox"/> Separate basis <input type="checkbox"/> Consolidated basis <input type="checkbox"/> Both consolidated and separate basis |          | <b>X</b> |
| <b>2b</b> | Were the organization's financial statements audited by an independent accountant?<br>If "Yes," check a box below to indicate whether the financial statements for the year were audited on a separate basis, consolidated basis, or both.<br><input checked="" type="checkbox"/> Separate basis <input type="checkbox"/> Consolidated basis <input type="checkbox"/> Both consolidated and separate basis                | <b>X</b> |          |
| <b>2c</b> | If "Yes" to line 2a or 2b, does the organization have a committee that assumes responsibility for oversight of the audit, review, or compilation of its financial statements and selection of an independent accountant?<br>If the organization changed either its oversight process or selection process during the tax year, explain on Schedule O.   | <b>X</b> |          |
| <b>3a</b> | As a result of a federal award, was the organization required to undergo an audit or audits as set forth in the Uniform Guidance, 2 C.F.R. Part 200, Subpart F?   |          | <b>X</b> |
| <b>3b</b> | If "Yes," did the organization undergo the required audit or audits? If the organization did not undergo the required audit or audits, explain why on Schedule O and describe any steps taken to undergo such audits  |          |          |

**SCHEDULE A**  
(Form 990)

Department of the Treasury  
Internal Revenue Service

**Public Charity Status and Public Support**

Complete if the organization is a section 501(c)(3) organization or a section 4947(a)(1) nonexempt charitable trust.

**Attach to Form 990 or Form 990-EZ.**

Go to [www.irs.gov/Form990](http://www.irs.gov/Form990) for instructions and the latest information.

OMB No. 1545-0047

**2023**

**Open to Public Inspection**

|  |   |
|--|---|
| Name of the organization<br><b>YOUNG MENS CHRISTIAN ASSOC.<br/>OF THE TREASURE COAST, INC.</b> | Employer identification number<br><b>59-1911653</b> |
|--|---|

**Part I Reason for Public Charity Status.** (All organizations must complete this part.) See instructions.

The organization is not a private foundation because it is: (For lines 1 through 12, check only one box.)

- 1  A church, convention of churches, or association of churches described in **section 170(b)(1)(A)(i).**
- 2  A school described in **section 170(b)(1)(A)(ii).** (Attach Schedule E (Form 990).)
- 3  A hospital or a cooperative hospital service organization described in **section 170(b)(1)(A)(iii).**
- 4  A medical research organization operated in conjunction with a hospital described in **section 170(b)(1)(A)(iii).** Enter the hospital's name, city, and state: .....
- 5  An organization operated for the benefit of a college or university owned or operated by a governmental unit described in **section 170(b)(1)(A)(iv).** (Complete Part II.)
- 6  A federal, state, or local government or governmental unit described in **section 170(b)(1)(A)(v).**
- 7  An organization that normally receives a substantial part of its support from a governmental unit or from the general public described in **section 170(b)(1)(A)(vi).** (Complete Part II.)
- 8  A community trust described in **section 170(b)(1)(A)(vi).** (Complete Part II.)
- 9  An agricultural research organization described in **section 170(b)(1)(A)(ix)** operated in conjunction with a land-grant college or university or a non-land-grant college of agriculture (see instructions). Enter the name, city, and state of the college or university: .....
- 10  An organization that normally receives (1) more than 33 1/3% of its support from contributions, membership fees, and gross receipts from activities related to its exempt functions, subject to certain exceptions; and (2) no more than 33 1/3% of its support from gross investment income and unrelated business taxable income (less section 511 tax) from businesses acquired by the organization after June 30, 1975. See **section 509(a)(2).** (Complete Part III.)
- 11  An organization organized and operated exclusively to test for public safety. See **section 509(a)(4).**
- 12  An organization organized and operated exclusively for the benefit of, to perform the functions of, or to carry out the purposes of one or more publicly supported organizations described in **section 509(a)(1)** or **section 509(a)(2).** See **section 509(a)(3).** Check the box on lines 12a through 12d that describes the type of supporting organization and complete lines 12e, 12f, and 12g.
  - a  **Type I.** A supporting organization operated, supervised, or controlled by its supported organization(s), typically by giving the supported organization(s) the power to regularly appoint or elect a majority of the directors or trustees of the supporting organization. **You must complete Part IV, Sections A and B.**
  - b  **Type II.** A supporting organization supervised or controlled in connection with its supported organization(s), by having control or management of the supporting organization vested in the same persons that control or manage the supported organization(s). **You must complete Part IV, Sections A and C.**
  - c  **Type III functionally integrated.** A supporting organization operated in connection with, and functionally integrated with, its supported organization(s) (see instructions). **You must complete Part IV, Sections A, D, and E.**
  - d  **Type III non-functionally integrated.** A supporting organization operated in connection with its supported organization(s) that is not functionally integrated. The organization generally must satisfy a distribution requirement and an attentiveness requirement (see instructions). **You must complete Part IV, Sections A and D, and Part V.**
  - e  Check this box if the organization received a written determination from the IRS that it is a Type I, Type II, Type III functionally integrated, or Type III non-functionally integrated supporting organization.
  - f Enter the number of supported organizations .....
  - g Provide the following information about the supported organization(s).

| (i) Name of supported organization | (ii) EIN | (iii) Type of organization (described on lines 1–10 above (see instructions)) | (iv) Is the organization listed in your governing document? |    | (v) Amount of monetary support (see instructions) | (vi) Amount of other support (see instructions) |
|------------------------------------|----------|---|---|----|---|---|
|                                    |          |   | Yes   | No |   |   |
| (A)                                |          |   |   |    |   |   |
| (B)                                |          |   |   |    |   |   |
| (C)                                |          |   |   |    |   |   |
| (D)                                |          |   |   |    |   |   |
| (E)                                |          |   |   |    |   |   |
| <b>Total</b>                       |          |   |   |    |   |   |

**Part II Support Schedule for Organizations Described in Sections 170(b)(1)(A)(iv) and 170(b)(1)(A)(vi)**  
 (Complete only if you checked the box on line 5, 7, or 8 of Part I or if the organization failed to qualify under Part III. If the organization fails to qualify under the tests listed below, please complete Part III.)

**Section A. Public Support**

| Calendar year (or fiscal year beginning in)  | (a) 2019  | (b) 2020  | (c) 2021  | (d) 2022  | (e) 2023  | (f) Total  |
|--|-----------|-----------|-----------|-----------|-----------|------------|
| <b>1</b> Gifts, grants, contributions, and membership fees received. (Do not include any "unusual grants.")  | 3,477,729 | 3,154,733 | 4,703,628 | 4,565,122 | 3,753,548 | 19,654,760 |
| <b>2</b> Tax revenues levied for the organization's benefit and either paid to or expended on its behalf   |           |           |           |           |           |            |
| <b>3</b> The value of services or facilities furnished by a governmental unit to the organization without charge   |           |           |           |           |           |            |
| <b>4 Total.</b> Add lines 1 through 3  | 3,477,729 | 3,154,733 | 4,703,628 | 4,565,122 | 3,753,548 | 19,654,760 |
| <b>5</b> The portion of total contributions by each person (other than a governmental unit or publicly supported organization) included on line 1 that exceeds 2% of the amount shown on line 11, column (f) |           |           |           |           |           |            |
| <b>6</b> Public support. Subtract line 5 from line 4.  |           |           |           |           |           | 19,654,760 |

**Section B. Total Support**

| Calendar year (or fiscal year beginning in)   | (a) 2019  | (b) 2020  | (c) 2021  | (d) 2022  | (e) 2023  | (f) Total                |
|---|-----------|-----------|-----------|-----------|-----------|--------------------------|
| <b>7</b> Amounts from line 4  | 3,477,729 | 3,154,733 | 4,703,628 | 4,565,122 | 3,753,548 | 19,654,760               |
| <b>8</b> Gross income from interest, dividends, payments received on securities loans, rents, royalties, and income from similar sources  | 584       | 348       | 131       | 513       | 41,723    | 43,299                   |
| <b>9</b> Net income from unrelated business activities, whether or not the business is regularly carried on   |           | 913       | 809       | 146       | 851       | 2,719                    |
| <b>10</b> Other income. Do not include gain or loss from the sale of capital assets (Explain in Part VI.)   |           |           |           |           |           |                          |
| <b>11 Total support.</b> Add lines 7 through 10   |           |           |           |           |           | 19,700,778               |
| <b>12</b> Gross receipts from related activities, etc. (see instructions)   |           |           |           |           | 12        | 4,174,194                |
| <b>13 First 5 years.</b> If the Form 990 is for the organization's first, second, third, fourth, or fifth tax year as a section 501(c)(3) organization, check this box and <b>stop here</b> |           |           |           |           |           | <input type="checkbox"/> |

**Section C. Computation of Public Support Percentage**

|  |                                     |         |
|--|-------------------------------------|---------|
| <b>14</b> Public support percentage for 2023 (line 6, column (f) divided by line 11, column (f))   | <b>14</b>                           | 99.77 % |
| <b>15</b> Public support percentage from 2022 Schedule A, Part II, line 14   | <b>15</b>                           | 96.93 % |
| <b>16a 33 1/3% support test — 2023.</b> If the organization did not check the box on line 13, and line 14 is 33 1/3% or more, check this box and <b>stop here.</b> The organization qualifies as a publicly supported organization   | <input checked="" type="checkbox"/> |         |
| <b>b 33 1/3% support test — 2022.</b> If the organization did not check a box on line 13 or 16a, and line 15 is 33 1/3% or more, check this box and <b>stop here.</b> The organization qualifies as a publicly supported organization  | <input type="checkbox"/>            |         |
| <b>17a 10%-facts-and-circumstances test — 2023.</b> If the organization did not check a box on line 13, 16a, or 16b, and line 14 is 10% or more, and if the organization meets the facts-and-circumstances test, check this box and <b>stop here.</b> Explain in Part VI how the organization meets the facts-and-circumstances test. The organization qualifies as a publicly supported organization    | <input type="checkbox"/>            |         |
| <b>b 10%-facts-and-circumstances test — 2022.</b> If the organization did not check a box on line 13, 16a, 16b, or 17a, and line 15 is 10% or more, and if the organization meets the facts-and-circumstances test, check this box and <b>stop here.</b> Explain in Part VI how the organization meets the facts-and-circumstances test. The organization qualifies as a publicly supported organization | <input type="checkbox"/>            |         |
| <b>18 Private foundation.</b> If the organization did not check a box on line 13, 16a, 16b, 17a, or 17b, check this box and see instructions   | <input type="checkbox"/>            |         |

**Part III Support Schedule for Organizations Described in Section 509(a)(2)**

(Complete only if you checked the box on line 10 of Part I or if the organization failed to qualify under Part II. If the organization fails to qualify under the tests listed below, please complete Part II.)

**Section A. Public Support**

| Calendar year (or fiscal year beginning in)   | (a) 2019 | (b) 2020 | (c) 2021 | (d) 2022 | (e) 2023 | (f) Total |
|---|----------|----------|----------|----------|----------|-----------|
| <b>1</b> Gifts, grants, contributions, and membership fees received. (Do not include any "unusual grants.")   |          |          |          |          |          |           |
| <b>2</b> Gross receipts from admissions, merchandise sold or services performed, or facilities furnished in any activity that is related to the organization's tax-exempt purpose |          |          |          |          |          |           |
| <b>3</b> Gross receipts from activities that are not an unrelated trade or business under section 513   |          |          |          |          |          |           |
| <b>4</b> Tax revenues levied for the organization's benefit and either paid to or expended on its behalf  |          |          |          |          |          |           |
| <b>5</b> The value of services or facilities furnished by a governmental unit to the organization without charge  |          |          |          |          |          |           |
| <b>6 Total.</b> Add lines 1 through 5   |          |          |          |          |          |           |
| <b>7a</b> Amounts included on lines 1, 2, and 3 received from disqualified persons  |          |          |          |          |          |           |
| <b>b</b> Amounts included on lines 2 and 3 received from other than disqualified persons that exceed the greater of \$5,000 or 1% of the amount on line 13 for the year           |          |          |          |          |          |           |
| <b>c</b> Add lines 7a and 7b  |          |          |          |          |          |           |
| <b>8 Public support.</b> (Subtract line 7c from line 6.)  |          |          |          |          |          |           |

**Section B. Total Support**

| Calendar year (or fiscal year beginning in)  | (a) 2019 | (b) 2020 | (c) 2021 | (d) 2022 | (e) 2023 | (f) Total |
|--|----------|----------|----------|----------|----------|-----------|
| <b>9</b> Amounts from line 6   |          |          |          |          |          |           |
| <b>10a</b> Gross income from interest, dividends, payments received on securities loans, rents, royalties, and income from similar sources |          |          |          |          |          |           |
| <b>b</b> Unrelated business taxable income (less section 511 taxes) from businesses acquired after June 30, 1975                           |          |          |          |          |          |           |
| <b>c</b> Add lines 10a and 10b   |          |          |          |          |          |           |
| <b>11</b> Net income from unrelated business activities not included on line 10b, whether or not the business is regularly carried on      |          |          |          |          |          |           |
| <b>12</b> Other income. Do not include gain or loss from the sale of capital assets (Explain in Part VI.)                                  |          |          |          |          |          |           |
| <b>13 Total support.</b> (Add lines 9, 10c, 11, and 12.)   |          |          |          |          |          |           |

**14 First 5 years.** If the Form 990 is for the organization's first, second, third, fourth, or fifth tax year as a section 501(c)(3) organization, check this box and **stop here**

**Section C. Computation of Public Support Percentage**

|   |           |   |
|---|-----------|---|
| <b>15</b> Public support percentage for 2023 (line 8, column (f), divided by line 13, column (f)) | <b>15</b> | % |
| <b>16</b> Public support percentage from 2022 Schedule A, Part III, line 15                       | <b>16</b> | % |

**Section D. Computation of Investment Income Percentage**

|  |           |   |
|--|-----------|---|
| <b>17</b> Investment income percentage for 2023 (line 10c, column (f), divided by line 13, column (f)) | <b>17</b> | % |
| <b>18</b> Investment income percentage from 2022 Schedule A, Part III, line 17                         | <b>18</b> | % |

**19a 33 1/3% support tests — 2023.** If the organization did not check the box on line 14, and line 15 is more than 33 1/3%, and line 17 is not more than 33 1/3%, check this box and **stop here**. The organization qualifies as a publicly supported organization

**b 33 1/3% support tests — 2022.** If the organization did not check a box on line 14 or line 19a, and line 16 is more than 33 1/3%, and line 18 is not more than 33 1/3%, check this box and **stop here**. The organization qualifies as a publicly supported organization

**20 Private foundation.** If the organization did not check a box on line 14, 19a, or 19b, check this box and see instructions

**Part IV Supporting Organizations**

(Complete only if you checked a box on line 12 on Part I. If you checked box 12a, Part I, complete Sections A and B. If you checked box 12b, Part I, complete Sections A and C. If you checked box 12c, Part I, complete Sections A, D, and E. If you checked box 12d, Part I, complete Sections A and D, and complete Part V.)

**Section A. All Supporting Organizations**

|  | Yes | No |
|--|-----|----|
| <b>1</b> Are all of the organization's supported organizations listed by name in the organization's governing documents? <i>If "No," describe in Part VI how the supported organizations are designated. If designated by class or purpose, describe the designation. If historic and continuing relationship, explain.</i>  |     |    |
| <b>2</b> Did the organization have any supported organization that does not have an IRS determination of status under section 509(a)(1) or (2)? <i>If "Yes," explain in Part VI how the organization determined that the supported organization was described in section 509(a)(1) or (2).</i>   |     |    |
| <b>3a</b> Did the organization have a supported organization described in section 501(c)(4), (5), or (6)? <i>If "Yes," answer lines 3b and 3c below.</i>   |     |    |
| <b>b</b> Did the organization confirm that each supported organization qualified under section 501(c)(4), (5), or (6) and satisfied the public support tests under section 509(a)(2)? <i>If "Yes," describe in Part VI when and how the organization made the determination.</i>   |     |    |
| <b>c</b> Did the organization ensure that all support to such organizations was used exclusively for section 170(c)(2)(B) purposes? <i>If "Yes," explain in Part VI what controls the organization put in place to ensure such use.</i>  |     |    |
| <b>4a</b> Was any supported organization not organized in the United States ("foreign supported organization")? <i>If "Yes," and if you checked box 12a or 12b in Part I, answer lines 4b and 4c below.</i>  |     |    |
| <b>b</b> Did the organization have ultimate control and discretion in deciding whether to make grants to the foreign supported organization? <i>If "Yes," describe in Part VI how the organization had such control and discretion despite being controlled or supervised by or in connection with its supported organizations.</i>  |     |    |
| <b>c</b> Did the organization support any foreign supported organization that does not have an IRS determination under sections 501(c)(3) and 509(a)(1) or (2)? <i>If "Yes," explain in Part VI what controls the organization used to ensure that all support to the foreign supported organization was used exclusively for section 170(c)(2)(B) purposes.</i>   |     |    |
| <b>5a</b> Did the organization add, substitute, or remove any supported organizations during the tax year? <i>If "Yes," answer lines 5b and 5c below (if applicable). Also, provide detail in Part VI, including (i) the names and EIN numbers of the supported organizations added, substituted, or removed; (ii) the reasons for each such action; (iii) the authority under the organization's organizing document authorizing such action; and (iv) how the action was accomplished (such as by amendment to the organizing document).</i> |     |    |
| <b>b Type I or Type II only.</b> Was any added or substituted supported organization part of a class already designated in the organization's organizing document?   |     |    |
| <b>c Substitutions only.</b> Was the substitution the result of an event beyond the organization's control?  |     |    |
| <b>6</b> Did the organization provide support (whether in the form of grants or the provision of services or facilities) to anyone other than (i) its supported organizations, (ii) individuals that are part of the charitable class benefited by one or more of its supported organizations, or (iii) other supporting organizations that also support or benefit one or more of the filing organization's supported organizations? <i>If "Yes," provide detail in Part VI.</i>  |     |    |
| <b>7</b> Did the organization provide a grant, loan, compensation, or other similar payment to a substantial contributor (as defined in section 4958(c)(3)(C)), a family member of a substantial contributor, or a 35% controlled entity with regard to a substantial contributor? <i>If "Yes," complete Part I of Schedule L (Form 990).</i>  |     |    |
| <b>8</b> Did the organization make a loan to a disqualified person (as defined in section 4958) not described on line 7? <i>If "Yes," complete Part I of Schedule L (Form 990).</i>  |     |    |
| <b>9a</b> Was the organization controlled directly or indirectly at any time during the tax year by one or more disqualified persons, as defined in section 4946 (other than foundation managers and organizations described in section 509(a)(1) or (2))? <i>If "Yes," provide detail in Part VI.</i>   |     |    |
| <b>b</b> Did one or more disqualified persons (as defined on line 9a) hold a controlling interest in any entity in which the supporting organization had an interest? <i>If "Yes," provide detail in Part VI.</i>  |     |    |
| <b>c</b> Did a disqualified person (as defined on line 9a) have an ownership interest in, or derive any personal benefit from, assets in which the supporting organization also had an interest? <i>If "Yes," provide detail in Part VI.</i>   |     |    |
| <b>10a</b> Was the organization subject to the excess business holdings rules of section 4943 because of section 4943(f) (regarding certain Type II supporting organizations, and all Type III non-functionally integrated supporting organizations)? <i>If "Yes," answer line 10b below.</i>  |     |    |
| <b>b</b> Did the organization have any excess business holdings in the tax year? <i>(Use Schedule C, Form 4720, to determine whether the organization had excess business holdings.)</i>   |     |    |

**Part IV Supporting Organizations (continued)**

|  | Yes | No |
|--|-----|----|
| <b>11</b> Has the organization accepted a gift or contribution from any of the following persons?  |     |    |
| <b>a</b> A person who directly or indirectly controls, either alone or together with persons described on lines 11b and 11c below, the governing body of a supported organization? |     |    |
| <b>11a</b>   |     |    |
| <b>b</b> A family member of a person described on line 11a above?  |     |    |
| <b>11b</b>   |     |    |
| <b>c</b> A 35% controlled entity of a person described on line 11a or 11b above? <i>If "Yes" to line 11a, 11b, or 11c, provide detail in Part VI.</i>                              |     |    |
| <b>11c</b>   |     |    |

**Section B. Type I Supporting Organizations**

|   | Yes | No |
|---|-----|----|
| <b>1</b> Did the governing body, members of the governing body, officers acting in their official capacity, or membership of one or more supported organizations have the power to regularly appoint or elect at least a majority of the organization's officers, directors, or trustees at all times during the tax year? <i>If "No," describe in Part VI how the supported organization(s) effectively operated, supervised, or controlled the organization's activities. If the organization had more than one supported organization, describe how the powers to appoint and/or remove officers, directors, or trustees were allocated among the supported organizations and what conditions or restrictions, if any, applied to such powers during the tax year.</i> |     |    |
| <b>1</b>  |     |    |
| <b>2</b> Did the organization operate for the benefit of any supported organization other than the supported organization(s) that operated, supervised, or controlled the supporting organization? <i>If "Yes," explain in Part VI how providing such benefit carried out the purposes of the supported organization(s) that operated, supervised, or controlled the supporting organization.</i>   |     |    |
| <b>2</b>  |     |    |

**Section C. Type II Supporting Organizations**

|  | Yes | No |
|--|-----|----|
| <b>1</b> Were a majority of the organization's directors or trustees during the tax year also a majority of the directors or trustees of each of the organization's supported organization(s)? <i>If "No," describe in Part VI how control or management of the supporting organization was vested in the same persons that controlled or managed the supported organization(s).</i> |     |    |
| <b>1</b>   |     |    |

**Section D. All Type III Supporting Organizations**

|   | Yes | No |
|---|-----|----|
| <b>1</b> Did the organization provide to each of its supported organizations, by the last day of the fifth month of the organization's tax year, (i) a written notice describing the type and amount of support provided during the prior tax year, (ii) a copy of the Form 990 that was most recently filed as of the date of notification, and (iii) copies of the organization's governing documents in effect on the date of notification, to the extent not previously provided? |     |    |
| <b>1</b>  |     |    |
| <b>2</b> Were any of the organization's officers, directors, or trustees either (i) appointed or elected by the supported organization(s) or (ii) serving on the governing body of a supported organization? <i>If "No," explain in Part VI how the organization maintained a close and continuous working relationship with the supported organization(s).</i>   |     |    |
| <b>2</b>  |     |    |
| <b>3</b> By reason of the relationship described on line 2, above, did the organization's supported organizations have a significant voice in the organization's investment policies and in directing the use of the organization's income or assets at all times during the tax year? <i>If "Yes," describe in Part VI the role the organization's supported organizations played in this regard.</i>  |     |    |
| <b>3</b>  |     |    |

**Section E. Type III Functionally Integrated Supporting Organizations**

|   |  |  |
|---|--|--|
| <b>1</b> Check the box next to the method that the organization used to satisfy the Integral Part Test during the year (see instructions).  |  |  |
| <b>a</b> <input type="checkbox"/> The organization satisfied the Activities Test. Complete line 2 below.  |  |  |
| <b>b</b> <input type="checkbox"/> The organization is the parent of each of its supported organizations. Complete line 3 below.   |  |  |
| <b>c</b> <input type="checkbox"/> The organization supported a governmental entity. Describe in Part VI how you supported a governmental entity (see instructions).   |  |  |
| <b>2</b> Activities Test. Answer lines 2a and 2b below.   |  |  |
| <b>a</b> Did substantially all of the organization's activities during the tax year directly further the exempt purposes of the supported organization(s) to which the organization was responsive? <i>If "Yes," then in Part VI identify those supported organizations and explain how these activities directly furthered their exempt purposes, how the organization was responsive to those supported organizations, and how the organization determined that these activities constituted substantially all of its activities.</i> |  |  |
| <b>2a</b>   |  |  |
| <b>b</b> Did the activities described on line 2a, above, constitute activities that, but for the organization's involvement, one or more of the organization's supported organization(s) would have been engaged in? <i>If "Yes," explain in Part VI the reasons for the organization's position that its supported organization(s) would have engaged in these activities but for the organization's involvement.</i>  |  |  |
| <b>2b</b>   |  |  |
| <b>3</b> Parent of Supported Organizations. Answer lines 3a and 3b below.   |  |  |
| <b>a</b> Did the organization have the power to regularly appoint or elect a majority of the officers, directors, or trustees of each of the supported organizations? <i>If "Yes" or "No," provide details in Part VI.</i>  |  |  |
| <b>3a</b>   |  |  |
| <b>b</b> Did the organization exercise a substantial degree of direction over the policies, programs, and activities of each of its supported organizations? <i>If "Yes," describe in Part VI the role played by the organization in this regard.</i>   |  |  |
| <b>3b</b>   |  |  |

**Part V Type III Non-Functionally Integrated 509(a)(3) Supporting Organizations**

**1**  Check here if the organization satisfied the Integral Part Test as a qualifying trust on Nov. 20, 1970 (*explain in Part VI*). **See instructions.** All other Type III non-functionally integrated supporting organizations must complete Sections A through E.

| <b>Section A – Adjusted Net Income</b>  |  | (A) Prior Year | (B) Current Year (optional) |
|---|--|----------------|-----------------------------|
| <b>1</b>                                | Net short-term capital gain  | <b>1</b>       |                             |
| <b>2</b>                                | Recoveries of prior-year distributions   | <b>2</b>       |                             |
| <b>3</b>                                | Other gross income (see instructions)  | <b>3</b>       |                             |
| <b>4</b>                                | Add lines 1 through 3.   | <b>4</b>       |                             |
| <b>5</b>                                | Depreciation and depletion   | <b>5</b>       |                             |
| <b>6</b>                                | Portion of operating expenses paid or incurred for production or collection of gross income or for management, conservation, or maintenance of property held for production of income (see instructions) | <b>6</b>       |                             |
| <b>7</b>                                | Other expenses (see instructions)  | <b>7</b>       |                             |
| <b>8</b>                                | <b>Adjusted Net Income</b> (subtract lines 5, 6, and 7 from line 4)  | <b>8</b>       |                             |
| <b>Section B – Minimum Asset Amount</b> |  | (A) Prior Year | (B) Current Year (optional) |
| <b>1</b>                                | Aggregate fair market value of all non-exempt-use assets (see instructions for short tax year or assets held for part of year):  |                |                             |
| <b>a</b>                                | Average monthly value of securities  | <b>1a</b>      |                             |
| <b>b</b>                                | Average monthly cash balances  | <b>1b</b>      |                             |
| <b>c</b>                                | Fair market value of other non-exempt-use assets   | <b>1c</b>      |                             |
| <b>d</b>                                | <b>Total</b> (add lines 1a, 1b, and 1c)  | <b>1d</b>      |                             |
| <b>e</b>                                | <b>Discount</b> claimed for blockage or other factors ( <i>explain in detail in Part VI</i> ):   |                |                             |
| <b>2</b>                                | Acquisition indebtedness applicable to non-exempt-use assets   | <b>2</b>       |                             |
| <b>3</b>                                | Subtract line 2 from line 1d.  | <b>3</b>       |                             |
| <b>4</b>                                | Cash deemed held for exempt use. Enter 0.015 of line 3 (for greater amount, see instructions).   | <b>4</b>       |                             |
| <b>5</b>                                | Net value of non-exempt-use assets (subtract line 4 from line 3)   | <b>5</b>       |                             |
| <b>6</b>                                | Multiply line 5 by 0.035.  | <b>6</b>       |                             |
| <b>7</b>                                | Recoveries of prior-year distributions   | <b>7</b>       |                             |
| <b>8</b>                                | <b>Minimum Asset Amount</b> (add line 7 to line 6)   | <b>8</b>       |                             |
| <b>Section C – Distributable Amount</b> |  |                | Current Year                |
| <b>1</b>                                | Adjusted net income for prior year (from Section A, line 8, column A)  | <b>1</b>       |                             |
| <b>2</b>                                | Enter 0.85 of line 1.  | <b>2</b>       |                             |
| <b>3</b>                                | Minimum asset amount for prior year (from Section B, line 8, column A)   | <b>3</b>       |                             |
| <b>4</b>                                | Enter greater of line 2 or line 3.   | <b>4</b>       |                             |
| <b>5</b>                                | Income tax imposed in prior year   | <b>5</b>       |                             |
| <b>6</b>                                | <b>Distributable Amount.</b> Subtract line 5 from line 4, unless subject to emergency temporary reduction (see instructions).  | <b>6</b>       |                             |
| <b>7</b>                                | <input type="checkbox"/> Check here if the current year is the organization's first as a non-functionally integrated Type III supporting organization (see instructions).                                |                |                             |



**Part V Type III Non-Functionally Integrated 509(a)(3) Supporting Organizations (continued)**

| <b>Section D – Distributions</b> |  | <b>Current Year</b> |
|----------------------------------|--|---------------------|
| <b>1</b>                         | Amounts paid to supported organizations to accomplish exempt purposes  | <b>1</b>            |
| <b>2</b>                         | Amounts paid to perform activity that directly furthers exempt purposes of supported organizations, in excess of income from activity      | <b>2</b>            |
| <b>3</b>                         | Administrative expenses paid to accomplish exempt purposes of supported organizations  | <b>3</b>            |
| <b>4</b>                         | Amounts paid to acquire exempt-use assets  | <b>4</b>            |
| <b>5</b>                         | Qualified set-aside amounts (prior IRS approval required—provide details in Part VI)   | <b>5</b>            |
| <b>6</b>                         | Other distributions (describe in Part VI). See instructions.   | <b>6</b>            |
| <b>7</b>                         | <b>Total annual distributions.</b> Add lines 1 through 6.  | <b>7</b>            |
| <b>8</b>                         | Distributions to attentive supported organizations to which the organization is responsive (provide details in Part VI). See instructions. | <b>8</b>            |
| <b>9</b>                         | Distributable amount for 2022 from Section C, line 6   | <b>9</b>            |
| <b>10</b>                        | Line 8 amount divided by line 9 amount   | <b>10</b>           |

| <b>Section E – Distribution Allocations</b> (see instructions)   | <b>(i)<br/>Excess Distributions</b> | <b>(ii)<br/>Underdistributions<br/>Pre-2023</b> | <b>(iii)<br/>Distributable<br/>Amount for 2023</b> |
|--|-------------------------------------|---|--|
| <b>1</b> Distributable amount for 2023 from Section C, line 6  |                                     |   |  |
| <b>2</b> Underdistributions, if any, for years prior to 2023 (reasonable cause required—explain in Part VI). See instructions.   |                                     |   |  |
| <b>3</b> Excess distributions carryover, if any, to 2023   |                                     |   |  |
| <b>a</b> From 2018 .....   |                                     |   |  |
| <b>b</b> From 2019 .....   |                                     |   |  |
| <b>c</b> From 2020 .....   |                                     |   |  |
| <b>d</b> From 2021 .....   |                                     |   |  |
| <b>e</b> From 2022 .....   |                                     |   |  |
| <b>f</b> Total of lines 3a through 3e  |                                     |   |  |
| <b>g</b> Applied to underdistributions of prior years  |                                     |   |  |
| <b>h</b> Applied to 2023 distributable amount  |                                     |   |  |
| <b>i</b> Carryover from 2018 not applied (see instructions)  |                                     |   |  |
| <b>j</b> Remainder. Subtract lines 3g, 3h, and 3i from line 3f.  |                                     |   |  |
| <b>4</b> Distributions for 2023 from Section D, line 7: \$   |                                     |   |  |
| <b>a</b> Applied to underdistributions of prior years  |                                     |   |  |
| <b>b</b> Applied to 2023 distributable amount  |                                     |   |  |
| <b>c</b> Remainder. Subtract lines 4a and 4b from line 4.  |                                     |   |  |
| <b>5</b> Remaining underdistributions for years prior to 2023, if any. Subtract lines 3g and 4a from line 2. For result greater than zero, explain in Part VI. See instructions. |                                     |   |  |
| <b>6</b> Remaining underdistributions for 2023. Subtract lines 3h and 4b from line 1. For result greater than zero, explain in Part VI. See instructions.                        |                                     |   |  |
| <b>7</b> Excess distributions carryover to 2024. Add lines 3j and 4c.  |                                     |   |  |
| <b>8</b> Breakdown of line 7:  |                                     |   |  |
| <b>a</b> Excess from 2019 .....  |                                     |   |  |
| <b>b</b> Excess from 2020 .....  |                                     |   |  |
| <b>c</b> Excess from 2021 .....  |                                     |   |  |
| <b>d</b> Excess from 2022 .....  |                                     |   |  |
| <b>e</b> Excess from 2023 .....  |                                     |   |  |

**Part VI** **Supplemental Information.** Provide the explanations required by Part II, line 10; Part II, line 17a or 17b; Part III, line 12; Part IV, Section A, lines 1, 2, 3b, 3c, 4b, 4c, 5a, 6, 9a, 9b, 9c, 11a, 11b, and 11c; Part IV, Section B, lines 1 and 2; Part IV, Section C, line 1; Part IV, Section D, lines 2 and 3; Part IV, Section E, lines 1c, 2a, 2b, 3a, and 3b; Part V, line 1; Part V, Section B, line 1e; Part V, Section D, lines 5, 6, and 8; and Part V, Section E, lines 2, 5, and 6. Also complete this part for any additional information. (See instructions.)

.....

.....

.....

.....

.....

.....

.....

.....

.....

.....

.....

.....

.....

.....

.....

.....

.....

.....

.....

.....

.....

.....

.....

.....

.....

.....

.....

.....

SCHEDULE D (Form 990)

Department of the Treasury Internal Revenue Service

Supplemental Financial Statements

Complete if the organization answered "Yes" on Form 990, Part IV, line 6, 7, 8, 9, 10, 11a, 11b, 11c, 11d, 11e, 11f, 12a, or 12b.

Attach to Form 990.

Go to www.irs.gov/Form990 for instructions and the latest information.

OMB No. 1545-0047

2023

Open to Public Inspection

Name of the organization

Employer identification number

YOUNG MENS CHRISTIAN ASSOC. OF THE TREASURE COAST, INC.

59-1911653

Part I Organizations Maintaining Donor Advised Funds or Other Similar Funds or Accounts

Complete if the organization answered "Yes" on Form 990, Part IV, line 6.

Table with 2 columns: (a) Donor advised funds, (b) Funds and other accounts. Rows include: 1 Total number at end of year, 2 Aggregate value of contributions to (during year), 3 Aggregate value of grants from (during year), 4 Aggregate value at end of year, 5 Did the organization inform all donors and donor advisors in writing that the assets held in donor advised funds are the organization's property, subject to the organization's exclusive legal control?, 6 Did the organization inform all grantees, donors, and donor advisors in writing that grant funds can be used only for charitable purposes and not for the benefit of the donor or donor advisor, or for any other purpose conferring impermissible private benefit?

Part II Conservation Easements

Complete if the organization answered "Yes" on Form 990, Part IV, line 7.

Table with 2 columns: Description, Held at the End of the Tax Year. Rows include: 1 Purpose(s) of conservation easements held by the organization (check all that apply), 2 Complete lines 2a through 2d if the organization held a qualified conservation contribution in the form of a conservation easement on the last day of the tax year, 3 Number of conservation easements modified, transferred, released, extinguished, or terminated by the organization during the tax year, 4 Number of states where property subject to conservation easement is located, 5 Does the organization have a written policy regarding the periodic monitoring, inspection, handling of violations, and enforcement of the conservation easements it holds?, 6 Staff and volunteer hours devoted to monitoring, inspecting, handling of violations, and enforcing conservation easements during the year, 7 Amount of expenses incurred in monitoring, inspecting, handling of violations, and enforcing conservation easements during the year, 8 Does each conservation easement reported on line 2d above satisfy the requirements of section 170(h)(4)(B)(i) and section 170(h)(4)(B)(ii)?, 9 In Part XIII, describe how the organization reports conservation easements in its revenue and expense statement and balance sheet, and include, if applicable, the text of the footnote to the organization's financial statements that describes the organization's accounting for conservation easements.

Part III Organizations Maintaining Collections of Art, Historical Treasures, or Other Similar Assets

Complete if the organization answered "Yes" on Form 990, Part IV, line 8.

Table with 2 columns: Description, Amount. Rows include: 1a If the organization elected, as permitted under FASB ASC 958, not to report in its revenue statement and balance sheet works of art, historical treasures, or other similar assets held for public exhibition, education, or research in furtherance of public service, provide in Part XIII the text of the footnote to its financial statements that describes these items. 1b If the organization elected, as permitted under FASB ASC 958, to report in its revenue statement and balance sheet works of art, historical treasures, or other similar assets held for public exhibition, education, or research in furtherance of public service, provide the following amounts relating to these items. (i) Revenue included on Form 990, Part VIII, line 1. (ii) Assets included in Form 990, Part X. 2 If the organization received or held works of art, historical treasures, or other similar assets for financial gain, provide the following amounts required to be reported under FASB ASC 958 relating to these items. a Revenue included on Form 990, Part VIII, line 1. b Assets included in Form 990, Part X.

**Part III Organizations Maintaining Collections of Art, Historical Treasures, or Other Similar Assets** (continued)

- 3** Using the organization's acquisition, accession, and other records, check any of the following that make significant use of its collection items (check all that apply).
- a**  Public exhibition  
**b**  Scholarly research  
**c**  Preservation for future generations  
**d**  Loan or exchange program  
**e**  Other .....
- 4** Provide a description of the organization's collections and explain how they further the organization's exempt purpose in Part XIII.
- 5** During the year, did the organization solicit or receive donations of art, historical treasures, or other similar assets to be sold to raise funds rather than to be maintained as part of the organization's collection?  Yes  No

**Part IV Escrow and Custodial Arrangements**

Complete if the organization answered "Yes" on Form 990, Part IV, line 9, or reported an amount on Form 990, Part X, line 21.

- 1a** Is the organization an agent, trustee, custodian or other intermediary for contributions or other assets not included on Form 990, Part X?  Yes  No
- b** If "Yes," explain the arrangement in Part XIII and complete the following table.
- |  | Amount    |
|--|-----------|
| <b>c</b> Beginning balance .....             | <b>1c</b> |
| <b>d</b> Additions during the year .....     | <b>1d</b> |
| <b>e</b> Distributions during the year ..... | <b>1e</b> |
| <b>f</b> Ending balance .....                | <b>1f</b> |
- 2a** Did the organization include an amount on Form 990, Part X, line 21, for escrow or custodial account liability?  Yes  No
- b** If "Yes," explain the arrangement in Part XIII. Check here if the explanation has been provided on Part XIII  Yes  No

**Part V Endowment Funds**

Complete if the organization answered "Yes" on Form 990, Part IV, line 10.

|   | (a) Current year | (b) Prior year | (c) Two years back | (d) Three years back | (e) Four years back |
|---|------------------|----------------|--------------------|----------------------|---------------------|
| <b>1a</b> Beginning of year balance .....                     | 201,748          | 151,367        | 101,237            | 108,890              | 119,535             |
| <b>b</b> Contributions .....                                  | 50,000           | 50,000         | 50,130             |                      |                     |
| <b>c</b> Net investment earnings, gains, and losses .....     | 3,709            | 381            |                    | 347                  | 1,122               |
| <b>d</b> Grants or scholarships .....                         |                  |                |                    |                      |                     |
| <b>e</b> Other expenditures for facilities and programs ..... |                  |                |                    | 8,000                | 11,767              |
| <b>f</b> Administrative expenses .....                        |                  |                |                    |                      |                     |
| <b>g</b> End of year balance .....                            | 255,457          | 201,748        | 151,367            | 101,237              | 108,890             |

- 2** Provide the estimated percentage of the current year end balance (line 1g, column (a)) held as:
- a** Board designated or quasi-endowment ..... %
- b** Permanent endowment **100.00** %
- c** Term endowment ..... %
- The percentages on lines 2a, 2b, and 2c should equal 100%.
- 3a** Are there endowment funds not in the possession of the organization that are held and administered for the organization by:
- |   | Yes | No       |
|---|-----|----------|
| <b>(i)</b> Unrelated organizations? .....   |     | <b>X</b> |
| <b>(ii)</b> Related organizations? .....  |     | <b>X</b> |
| <b>b</b> If "Yes" on line 3a(ii), are the related organizations listed as required on Schedule R? ..... |     |          |
- 3b** If "Yes" on line 3a(ii), are the related organizations listed as required on Schedule R?  Yes  No
- 4** Describe in Part XIII the intended uses of the organization's endowment funds.

**Part VI Land, Buildings, and Equipment**

Complete if the organization answered "Yes" on Form 990, Part IV, line 11a. See Form 990, Part X, line 10.

| Description of property   | (a) Cost or other basis (investment) | (b) Cost or other basis (other) | (c) Accumulated depreciation | (d) Book value |
|---|--------------------------------------|---------------------------------|------------------------------|----------------|
| <b>1a</b> Land .....  |                                      | 398,731                         |                              | 398,731        |
| <b>b</b> Buildings .....  |                                      |                                 |                              |                |
| <b>c</b> Leasehold improvements .....   |                                      |                                 |                              |                |
| <b>d</b> Equipment .....  |                                      |                                 |                              |                |
| <b>e</b> Other .....  |                                      | 10,358,382                      | 7,098,392                    | 3,259,990      |
| <b>Total.</b> Add lines 1a through 1e. (Column (d) must equal Form 990, Part X, line 10c, column (B)) ..... |                                      |                                 |                              | 3,658,721      |

**Part VII Investments – Other Securities**

Complete if the organization answered "Yes" on Form 990, Part IV, line 11b. See Form 990, Part X, line 12.

| (a) Description of security or category<br>(including name of security)         | (b) Book value | (c) Method of valuation:<br>Cost or end-of-year market value |
|---|----------------|--|
| (1) Financial derivatives .....   |                |  |
| (2) Closely held equity interests .....   |                |  |
| (3) Other .....   |                |  |
| (A) .....   |                |  |
| (B) .....   |                |  |
| (C) .....   |                |  |
| (D) .....   |                |  |
| (E) .....   |                |  |
| (F) .....   |                |  |
| (G) .....   |                |  |
| (H) .....   |                |  |
| <b>Total.</b> (Column (b) must equal Form 990, Part X, line 12, col. (B)) ..... |                |  |

**Part VIII Investments – Program Related**

Complete if the organization answered "Yes" on Form 990, Part IV, line 11c. See Form 990, Part X, line 13.

| (a) Description of investment   | (b) Book value | (c) Method of valuation:<br>Cost or end-of-year market value |
|---|----------------|--|
| (1) .....   |                |  |
| (2) .....   |                |  |
| (3) .....   |                |  |
| (4) .....   |                |  |
| (5) .....   |                |  |
| (6) .....   |                |  |
| (7) .....   |                |  |
| (8) .....   |                |  |
| (9) .....   |                |  |
| <b>Total.</b> (Column (b) must equal Form 990, Part X, line 13, col. (B)) ..... |                |  |

**Part IX Other Assets**

Complete if the organization answered "Yes" on Form 990, Part IV, line 11d. See Form 990, Part X, line 15.

| (a) Description   | (b) Book value |
|---|----------------|
| (1) .....   |                |
| (2) .....   |                |
| (3) .....   |                |
| (4) .....   |                |
| (5) .....   |                |
| (6) .....   |                |
| (7) .....   |                |
| (8) .....   |                |
| (9) .....   |                |
| <b>Total.</b> (Column (b) must equal Form 990, Part X, line 15, col. (B)) ..... |                |

**Part X Other Liabilities**

Complete if the organization answered "Yes" on Form 990, Part IV, line 11e or 11f. See Form 990, Part X, line 25.

| 1. (a) Description of liability   | (b) Book value   |
|---|------------------|
| (1) Federal income taxes  |                  |
| (2) <b>DUE TO ENDOWMENT</b>   | <b>1,544,544</b> |
| (3) <b>RIGHT OF USE ASSETS</b>  | <b>88,049</b>    |
| (4) .....   |                  |
| (5) .....   |                  |
| (6) .....   |                  |
| (7) .....   |                  |
| (8) .....   |                  |
| (9) .....   |                  |
| <b>Total.</b> (Column (b) must equal Form 990, Part X, line 25, col. (B)) ..... | <b>1,632,593</b> |

2. Liability for uncertain tax positions. In Part XIII, provide the text of the footnote to the organization's financial statements that reports the organization's liability for uncertain tax positions under FASB ASC 740. Check here if the text of the footnote has been provided in Part XIII .....

**Part XI Reconciliation of Revenue per Audited Financial Statements With Revenue per Return**

Complete if the organization answered "Yes" on Form 990, Part IV, line 12a.

|          |  |           |                |                  |
|----------|--|-----------|----------------|------------------|
| <b>1</b> | Total revenue, gains, and other support per audited financial statements                       |           | <b>1</b>       | <b>5,382,125</b> |
| <b>2</b> | Amounts included on line 1 but not on Form 990, Part VIII, line 12:                            |           |                |                  |
| <b>a</b> | Net unrealized gains (losses) on investments   | <b>2a</b> |                |                  |
| <b>b</b> | Donated services and use of facilities   | <b>2b</b> |                |                  |
| <b>c</b> | Recoveries of prior year grants  | <b>2c</b> |                |                  |
| <b>d</b> | Other (Describe in Part XIII.)   | <b>2d</b> | <b>407,428</b> |                  |
| <b>e</b> | Add lines <b>2a</b> through <b>2d</b>  |           | <b>2e</b>      | <b>407,428</b>   |
| <b>3</b> | Subtract line <b>2e</b> from line <b>1</b>   |           | <b>3</b>       | <b>4,974,697</b> |
| <b>4</b> | Amounts included on Form 990, Part VIII, line 12, but not on line 1:                           |           |                |                  |
| <b>a</b> | Investment expenses not included on Form 990, Part VIII, line 7b                               | <b>4a</b> |                |                  |
| <b>b</b> | Other (Describe in Part XIII.)   | <b>4b</b> |                |                  |
| <b>c</b> | Add lines <b>4a</b> and <b>4b</b>  |           | <b>4c</b>      |                  |
| <b>5</b> | Total revenue. Add lines <b>3</b> and <b>4c</b> . (This must equal Form 990, Part I, line 12.) |           | <b>5</b>       | <b>4,974,697</b> |

**Part XII Reconciliation of Expenses per Audited Financial Statements With Expenses per Return**

Complete if the organization answered "Yes" on Form 990, Part IV, line 12a.

|          |   |           |                |                  |
|----------|---|-----------|----------------|------------------|
| <b>1</b> | Total expenses and losses per audited financial statements                                      |           | <b>1</b>       | <b>5,219,861</b> |
| <b>2</b> | Amounts included on line 1 but not on Form 990, Part IX, line 25:                               |           |                |                  |
| <b>a</b> | Donated services and use of facilities  | <b>2a</b> |                |                  |
| <b>b</b> | Prior year adjustments  | <b>2b</b> |                |                  |
| <b>c</b> | Other losses  | <b>2c</b> |                |                  |
| <b>d</b> | Other (Describe in Part XIII.)  | <b>2d</b> | <b>407,428</b> |                  |
| <b>e</b> | Add lines <b>2a</b> through <b>2d</b>   |           | <b>2e</b>      | <b>407,428</b>   |
| <b>3</b> | Subtract line <b>2e</b> from line <b>1</b>  |           | <b>3</b>       | <b>4,812,433</b> |
| <b>4</b> | Amounts included on Form 990, Part IX, line 25, but not on line 1:                              |           |                |                  |
| <b>a</b> | Investment expenses not included on Form 990, Part VIII, line 7b                                | <b>4a</b> |                |                  |
| <b>b</b> | Other (Describe in Part XIII.)  | <b>4b</b> |                |                  |
| <b>c</b> | Add lines <b>4a</b> and <b>4b</b>   |           | <b>4c</b>      |                  |
| <b>5</b> | Total expenses. Add lines <b>3</b> and <b>4c</b> . (This must equal Form 990, Part I, line 18.) |           | <b>5</b>       | <b>4,812,433</b> |

**Part XIII Supplemental Information**

Provide the descriptions required for Part II, lines 3, 5, and 9; Part III, lines 1a and 4; Part IV, lines 1b and 2b; Part V, line 4; Part X, line 2; Part XI, lines 2d and 4b; and Part XII, lines 2d and 4b. Also complete this part to provide any additional information.

**PART XI, LINE 2D - REVENUE AMOUNTS INCLUDED IN FINANCIALS - OTHER**

**DIRECT FUNDRAISING EXPENSES** \$ **407,428**

**PART XII, LINE 2D - EXPENSE AMOUNTS INCLUDED IN FINANCIALS - OTHER**

**DIRECT FUNDRAISING EXPENSES** \$ **407,428**



**SCHEDULE G  
(Form 990)**

Department of the Treasury  
Internal Revenue Service

**Supplemental Information Regarding Fundraising or Gaming Activities**

Complete if the organization answered "Yes" on Form 990, Part IV, line 17, 18, or 19, or if the organization entered more than \$15,000 on Form 990-EZ, line 6a.

Attach to Form 990 or Form 990-EZ.

Go to [www.irs.gov/Form990](http://www.irs.gov/Form990) for instructions and the latest information.

OMB No. 1545-0047

**2023**

Open to Public Inspection

Name of the organization

**YOUNG MENS CHRISTIAN ASSOC.  
OF THE TREASURE COAST, INC.**

Employer identification number

**59-1911653**

**Part I Fundraising Activities.** Complete if the organization answered "Yes" on Form 990, Part IV, line 17. Form 990-EZ filers are not required to complete this part.

**1** Indicate whether the organization raised funds through any of the following activities. Check all that apply.

- a**  Mail solicitations
- b**  Internet and email solicitations
- c**  Phone solicitations
- d**  In-person solicitations
- e**  Solicitation of non-government grants
- f**  Solicitation of government grants
- g**  Special fundraising events

**2a** Did the organization have a written or oral agreement with any individual (including officers, directors, trustees, or key employees listed in Form 990, Part VII) or entity in connection with professional fundraising services?  Yes  No

**b** If "Yes," list the 10 highest paid individuals or entities (fundraisers) pursuant to agreements under which the fundraiser is to be compensated at least \$5,000 by the organization.

|              | (i) Name and address of individual or entity (fundraiser) | (ii) Activity | (iii) Did fundraiser have custody or control of contributions? |    | (iv) Gross receipts from activity | (v) Amount paid to (or retained by) fundraiser listed in col. (i) | (vi) Amount paid to (or retained by) organization |
|--------------|---|---------------|--|----|-----------------------------------|---|---|
|              |   |               | Yes  | No |                                   |   |   |
| 1            |   |               |  |    |                                   |   |   |
| 2            |   |               |  |    |                                   |   |   |
| 3            |   |               |  |    |                                   |   |   |
| 4            |   |               |  |    |                                   |   |   |
| 5            |   |               |  |    |                                   |   |   |
| 6            |   |               |  |    |                                   |   |   |
| 7            |   |               |  |    |                                   |   |   |
| 8            |   |               |  |    |                                   |   |   |
| 9            |   |               |  |    |                                   |   |   |
| 10           |   |               |  |    |                                   |   |   |
| <b>Total</b> |   |               |  |    |                                   |   |   |

**3** List all states in which the organization is registered or licensed to solicit contributions or has been notified it is exempt from registration or licensing.

.....

.....

.....

.....

.....



**Part II Fundraising Events.** Complete if the organization answered "Yes" on Form 990, Part IV, line 18, or reported more than \$15,000 of fundraising event contributions and gross income on Form 990-EZ, lines 1 and 6b. List events with gross receipts greater than \$5,000.

|   |  | (a) Event #1           | (b) Event #2           | (c) Other events | (d) Total events                |
|---|--|------------------------|------------------------|------------------|---------------------------------|
|   |  | <b>EASTER HOUSE RA</b> | <b>OTHER FUNDRAISI</b> | <b>NONE</b>      | (add col. (a) through col. (c)) |
|   |  | (event type)           | (event type)           | (total number)   | (col. (c))                      |
| Revenue   | 1 Gross receipts .....   | 694,183                | 191,392                |                  | 885,575                         |
|   | 2 Less: Contributions .....  |                        | 191,392                |                  | 191,392                         |
|   | 3 Gross income (line 1 minus line 2) .....                           | 694,183                |                        |                  | 694,183                         |
| Direct Expenses   | 4 Cash prizes .....  |                        |                        |                  |                                 |
|   | 5 Noncash prizes .....   | 407,428                |                        |                  | 407,428                         |
|   | 6 Rent/facility costs .....  |                        |                        |                  |                                 |
|   | 7 Food and beverages .....   |                        |                        |                  |                                 |
|   | 8 Entertainment .....  |                        |                        |                  |                                 |
|   | 9 Other direct expenses .....  |                        |                        |                  |                                 |
|   | 10 Direct expense summary. Add lines 4 through 9 in column (d) ..... |                        |                        |                  | 407,428                         |
| 11 Net income summary. Subtract line 10 from line 3, column (d) ..... |  |                        |                        | 286,755          |                                 |

**Part III Gaming.** Complete if the organization answered "Yes" on Form 990, Part IV, line 19, or reported more than \$15,000 on Form 990-EZ, line 6a.

|                 |  | (a) Bingo   | (b) Pull tabs/instant bingo/progressive bingo                       | (c) Other gaming  | (d) Total gaming (add col. (a) through col. (c)) |
|-----------------|--|---|---|---|--|
| Revenue         | 1 Gross revenue .....  |   |   |   |  |
| Direct Expenses | 2 Cash prizes .....  |   |   |   |  |
|                 | 3 Noncash prizes .....   |   |   |   |  |
|                 | 4 Rent/facility costs .....  |   |   |   |  |
|                 | 5 Other direct expenses .....  |   |   |   |  |
|                 | 6 Volunteer labor .....  | <input type="checkbox"/> Yes ..... %<br><input type="checkbox"/> No | <input type="checkbox"/> Yes ..... %<br><input type="checkbox"/> No | <input type="checkbox"/> Yes ..... %<br><input type="checkbox"/> No |  |
|                 | 7 Direct expense summary. Add lines 2 through 5 in column (d) .....        |   |   |   |  |
|                 | 8 Net gaming income summary. Subtract line 7 from line 1, column (d) ..... |   |   |   |  |

9 Enter the state(s) in which the organization conducts gaming activities: .....

a Is the organization licensed to conduct gaming activities in each of these states?  Yes  No

b If "No," explain: .....

10a Were any of the organization's gaming licenses revoked, suspended, or terminated during the tax year?  Yes  No

b If "Yes," explain: .....

- 11 Does the organization conduct gaming activities with nonmembers?  Yes  No
- 12 Is the organization a grantor, beneficiary or trustee of a trust, or a member of a partnership or other entity formed to administer charitable gaming?  Yes  No
- 13 Indicate the percentage of gaming activity conducted in:
- |          |                                   |            |   |
|----------|-----------------------------------|------------|---|
| <b>a</b> | The organization's facility ..... | <b>13a</b> | % |
| <b>b</b> | An outside facility .....         | <b>13b</b> | % |
- 14 Enter the name and address of the person who prepares the organization's gaming/special events books and records:

Name .....

Address .....

- 15a Does the organization have a contract with a third party from whom the organization receives gaming revenue?  Yes  No
- b** If "Yes," enter the amount of gaming revenue received by the organization \$ ..... and the amount of gaming revenue retained by the third party \$ .....
- c** If "Yes," enter name and address of the third party:

Name .....

Address .....

**16** Gaming manager information:

Name .....

Gaming manager compensation \$ .....

Description of services provided .....

- Director/officer       Employee       Independent contractor

**17** Mandatory distributions:

- a** Is the organization required under state law to make charitable distributions from the gaming proceeds to retain the state gaming license?  Yes  No
- b** Enter the amount of distributions required under state law to be distributed to other exempt organizations or spent in the organization's own exempt activities during the tax year \$ .....

**Part IV Supplemental Information.** Provide the explanations required by Part I, line 2b, columns (iii) and (v); and Part III, lines 9, 9b, 10b, 15b, 15c, 16, and 17b, as applicable. Also provide any additional information. See instructions.

.....

.....

.....

.....

.....

.....

.....

.....

.....

.....

.....

.....

.....

.....

.....

.....

.....

.....

.....

.....

.....

.....

.....

.....

**SCHEDULE O  
(Form 990)**

Department of the Treasury  
Internal Revenue Service

**Supplemental Information to Form 990 or 990-EZ**

Complete to provide information for responses to specific questions on  
Form 990 or 990-EZ or to provide any additional information.

Attach to Form 990 or Form 990-EZ.  
Go to [www.irs.gov/Form990](http://www.irs.gov/Form990) for the latest information.

OMB No. 1545-0047

**2023**

**Open to Public  
Inspection**

|  |   |
|--|---|
| Name of the organization<br><b>YOUNG MENS CHRISTIAN ASSOC.<br/>OF THE TREASURE COAST, INC.</b> | Employer identification number<br><b>59-1911653</b> |
|--|---|

**FORM 990 - ORGANIZATION'S MISSION OR MOST SIGNIFICANT ACTIVITIES**

STRENGTHENING COMMUNITY THROUGH YOUTH DEVELOPMENT, HEALTHY LIVING AND SOCIAL RESPONSIBILITY. WE PUT JUDEO-CHRISTIAN PRINCIPLES INTO PRACTICE THROUGH PROGRAMS TO BUILD HEALTHY SPIRIT, MIND, AND BODY FOR ALL. THE YMCA OF THE TREASURE COAST NURTURES THE POTENTIAL OF EVERY CHILD AND TEEN, IMPROVES THE NATION'S HEALTH AND WELL-BEING, AND PROVIDES OPPORTUNITIES TO GIVE BACK AND SUPPORT NEIGHBORS. WE CHANGE LIVES! WE MAKE SURE THAT EVERYONE, NO MATTER THEIR AGE, GENDER, RACE OR ABILITY, IS WELCOMED AS PART OF THE YMCA FAMILY. YMCA MEMBERS ARE WHAT MAKES THE Y SO SPECIAL. THIS IS WHERE FRIENDS AND FAMILIES COME TOGETHER TO STRENGTHEN SPIRIT, MIND AND BODY.

**FORM 990 - ORGANIZATION'S MISSION**

COMMUNITY CAN ONLY BE ACHIEVED WHEN WE INVEST IN OUR KIDS, OUR HEALTH AND OUR NEIGHBORS WELL-BEING. FINANCIAL ASSISTANCE IS AVAILABLE TO ANY PERSON WHO CANNOT AFFORD TO PAY THE FULL PRICE FOR ANY YMCA PROGRAM OR MEMBERSHIP. ALL YMCA PROGRAMS ARE AVAILABLE TO MEN, WOMEN AND CHILDREN OF EVERY AGE, RACE, RELIGION, INCOME AND ABILITY. THE YMCA OF THE TREASURE COAST SERVES INDIAN RIVER, MARTIN, OKEECHOBEE AND ST LUCIE COUNTIES. THE PROGRAMS OFFERED IN ALL FOUR COUNTIES PROMOTE THE FOUR CORE VALUES OF CARING, HONESTY, RESPECT AND RESPONSIBILITY. THE YMCA OF THE TREASURE COAST STRIVES TO ANSWER THE DIVERSE AND VARIOUS NEEDS OF OUR COMMUNITIES THROUGH CONTINUOUS PROGRAM DEVELOPMENT AND OUTREACH.

**FORM 990, PART III, LINE 4A - FIRST ACCOMPLISHMENT**

For Paperwork Reduction Act Notice, see the Instructions for Form 990 or 990-EZ.

Schedule O (Form 990) 2023

Name of the organization

Employer identification number

YOUNG MENS CHRISTIAN ASSOC.

59-1911653

YMCA AQUATICS - YMCA AQUATICS PROGRAMS ARE PART OF THE YMCA'S OVERALL GOAL OF BUILDING HEALTHY SPIRIT, MIND, AND BODY. IN ADDITION TO PROVIDING SPECIFIC SWIMMING AND WATER SAFETY SKILLS, THEY PROMOTE GOOD HEALTH THROUGH REGULAR EXERCISE; THEY PROMOTE TEAMWORK; AND THEY PROMOTE SELF-CONFIDENCE AND LEADERSHIP. THESE PROGRAMS ARE OFFERED AT FEES AFFORDABLE TO THE COMMUNITY AT LARGE WITH FINANCIAL ASSISTANCE FOR THOSE WHO CANNOT AFFORD THE FULL FEE. OUR AQUATICS PROGRAMS ARE DESIGNED TO PREVENT DEATHS AND WATER RELATED INJURIES. LAST YEAR, WE PROVIDED AQUATICS PROGRAMS FOR THOUSANDS OF PEOPLE, INFANTS THROUGH SENIORS. APPROXIMATELY 1,536 PERSONS TOOK SWIM LESSONS AT THE YMCA, INCLUDING CHILDREN WITH SPECIAL NEEDS. WE CATERED TO THE NEEDS OF SENIORS IN THE POOL WITH WATER FITNESS CLASSES AND A MASTER SWIM PROGRAM. TEENS LEARNED LIFEGUARDING SKILLS IN OUR LIFE GUARDING CLASSES. OVER 946 CHILDREN WERE ALSO SERVED WITH MINIMAL-COST SWIM LESSONS THROUGH A "Y" SPLASH EVENT IN STUART.

FORM 990, PART III, LINE 4B - SECOND ACCOMPLISHMENT

YMCA CHILD CARE AND FAMILY LIFE PROGRAMS - OUR YMCA IS COMMITTED TO NURTURING THE POTENTIAL OF EVERY CHILD AND TEEN. WE BELIEVE ALL KIDS HAVE GREAT POTENTIAL AND DESERVE THE OPPORTUNITY TO DISCOVER WHO THEY ARE AND WHAT THEY CAN ACHIEVE. THAT IS WHY WE HELP YOUNG PEOPLE CULTIVATE THE VALUES, SKILLS, AND RELATIONSHIPS THAT LEAD TO POSITIVE BEHAVIORS, BETTER HEALTH, AND EDUCATIONAL ACHIEVEMENTS. OUR YMCA PROGRAMS, SUCH AS PRESCHOOL CARE, AFTER SCHOOL AND SUMMER CAMP OFFER A RANGE OF EXPERIENCES THAT ENRICH SOCIAL-EMOTIONAL, COGNITIVE, AND PHYSICAL GROWTH. EXPENSES INCLUDE SUBSIDIES AND DIRECT FINANCIAL ASSISTANCE THAT MAKE PARTICIPATION POSSIBLE FOR SEVERAL OF THE YOUNG PEOPLE WE ENGAGE. OUR PROGRAMS ARE ACCESSIBLE, AFFORDABLE, AND OPEN TO ALL FAITHS, BACKGROUNDS, ABILITIES, AND INCOME

|  |   |
|--|---|
| Name of the organization<br><b>YOUNG MENS CHRISTIAN ASSOC.</b> | Employer identification number<br><b>59-1911653</b> |
|--|---|

LEVELS. IN 2022 WE PROVIDED OVER \$250,000 IN FINANCIAL ASSISTANCE TO PEOPLE WHO OTHERWISE MAY HAVE NOT BEEN ABLE TO AFFORD TO PARTICIPATE. THE TEACHING CURRICULUMS IN TEDDY BEAR ACADEMY PRESCHOOL AND THE INDIANTOWN PRESCHOOL PREPARE OVER 108 PRESCHOOLERS FOR KINDERGARTEN. PHYSICAL AND SPIRITUAL GROWTH ARE ENCOURAGED IN ALL OF OUR YOUTH PROGRAMS THROUGH SWIMMING, GYMNASTICS, ARTS AND CRAFTS, MUSIC AND THE TEACHING OF THE YMCA CORE VALUES. THE YMCA ALSO PROVIDES A SAFE AND STRUCTURED ENVIRONMENT FOR OVER 500 CHILDREN WITH ITS AFTER SCHOOL PROGRAM IN MULTIPLE LOCATIONS. ASSISTANCE WITH HOMEWORK, SWIMMING AND PHYSICAL FITNESS ARE ALL PART OF THIS PROGRAM. THE YMCA PROVIDED SEVERAL CHILDREN FINANCIAL ASSISTANCE. YMCA SUMMER CAMPS OFFER CHILDREN A HOST OF ACTIVITIES THAT PROVIDE NEW OPPORTUNITIES AND LEARNING EXPERIENCES, FIELD TRIPS, GUEST SPEAKERS AND SOCIALIZING WITH OTHER CHILDREN TO OPEN THEIR MINDS TO NEW INFORMATION AND POSSIBILITIES. CAMP ALSO PROVIDES PARTICIPANTS OPPORTUNITIES TO LEARN THE IMPORTANCE OF TEAMWORK AND STRONG LEADERSHIP SKILLS. EACH WEEK OF CAMP HAS A SET SCHEDULE AND A HOST OF PHYSICAL ACTIVITIES INCLUDING SWIMMING AND SKATING. THE NUMBER OF PAST CAMPERS WHO NOW WISH TO VOLUNTEER THEIR TIME WITH THE PROGRAM HIGHLIGHTS THE POSITIVE IMPACT YMCA CAMP HAS ON THE LIVES OF CHILDREN IN ANY GIVEN SUMMER. ROUGHLY 564 CAMPERS WERE SERVED AT THE MULTIPLE YMCA SUMMER CAMP LOCATIONS. FINANCIAL ASSISTANCE IS AVAILABLE IN ALL CHILD CARE PROGRAMS. THIS MEANS THAT ALL PARENTS REGARDLESS OF THEIR FINANCIAL SITUATION HAVE THE SECURITY OF ACCESSING THE SAME QUALITY OF CHILDCARE FOR THEIR CHILDREN OF ALL AGES. OUR YMCA BELIEVES IN GIVING BACK AND SUPPORTING OUR NEIGHBORS. WE ALSO RECOGNIZE THE IMPORTANCE OF ACTIVITIES THAT INVOLVE THE ENTIRE FAMILY. MANY PROGRAMS ARE SPECIFICALLY DESIGNED TO PROMOTE THIS, SUCH AS HEALTHY KIDS DAY, SPAGHETTI DINNER POOLSIDE, AND PARENT/CHILD SWIM CLASSES. THE YMCA HOSTS HALLOWEEN PARADES

|  |   |
|--|---|
| Name of the organization<br><b>YOUNG MENS CHRISTIAN ASSOC.</b> | Employer identification number<br><b>59-1911653</b> |
|--|---|

AND THANKSGIVING STONE SOUP LUNCHEONS THAT PROVIDE OPPORTUNITIES FOR PARENTS AND THEIR CHILDREN TO BE TOGETHER AS A FAMILY.

FORM 990, PART III, LINE 4C - THIRD ACCOMPLISHMENT

YMCA SPORTS & RECREATION - THE YMCA IS COMMITTED TO IMPROVING AMERICA'S HEALTH AND WELL-BEING, COMMUNITY BY COMMUNITY. WE BRING FAMILIES CLOSER TOGETHER, ENCOURAGE GOOD HEALTH AND FOSTER CONNECTIONS THROUGH FITNESS, SPORTS, FUN AND SHARED INTERESTS. THIS IS PARTICULARLY IMPORTANT AS OUR NATION STRUGGLES WITH CHRONIC DISEASE AND OBESITY; FAMILIES WRESTLE WITH WORK/LIFE BALANCE AND INDIVIDUALS SEARCH FOR PERSONAL FULFILLMENT. YMCA SPORTS ARE OPEN TO ALL AGES AND ABILITIES. ADULT SPORTS PROVIDE A PHYSICAL AND SOCIAL OUTLET FOR PARTICIPANTS, WHILE YOUTH SPORTS PROVIDE ALL PARTICIPANTS THE CHANCE TO PLAY, LEARN AND IMPROVE THEIR SKILLS. FAMILY TOGETHERNESS COMES NATURALLY, AS MANY PARENTS BECOME VOLUNTEER COACHES FOR THEIR CHILD'S TEAM. THE YMCA WELLNESS CENTER CARES FOR AND ABOUT MEMBERS OF ALL AGES, SIZES, SHAPES, AND ABILITIES. ROUGHLY 387 PEOPLE RECEIVED FINANCIAL ASSISTANCE FOR YMCA MEMBERSHIP, WHICH ALLOWED THEM TO HELP GAIN A HEALTHIER LIFESTYLE, HAVE FUN, AND MAKE FRIENDS AT THE YMCA. ALL YMCA MEMBERS RECEIVE THE SAME MEMBERSHIP BENEFITS REGARDLESS OF WHETHER OR NOT THEY ARE RECEIVING ASSISTANCE. RECOGNIZING THE NEED TO CHANNEL THE ENERGY OF TEENAGERS AND ALSO TO HELP TACKLE WEIGHT AND HEALTH ISSUES. THE WELLNESS STAFF DEVELOPED THE TEEN FITNESS PROGRAM TO INTRODUCE YOUNG PEOPLE TO GOOD HABITS IN EXERCISE, WELLNESS, AND NUTRITION. IN ORDER TO ASSIST THE SENIOR CITIZENS OF THE COMMUNITY AND THOSE WHO HAVE SPECIAL NEEDS DUE TO PHYSICAL IMPAIRMENTS, THE YMCA ALSO RUNS SPECIALIZED EXERCISE CLASSES, SUCH AS "STRETCH 'N FLEX".

|  |   |
|--|---|
| Name of the organization<br><b>YOUNG MENS CHRISTIAN ASSOC.</b> | Employer identification number<br><b>59-1911653</b> |
|--|---|

FORM 990, PART VI, LINE 11B - ORGANIZATION'S PROCESS TO REVIEW FORM 990  
 THE FORM 990 WILL BE PRESENTED FOR APPROVAL AT A BOARD OF DIRECTORS MEETING  
 PRIOR TO FILING; A COPY WILL BE MADE FOR EACH DIRECTOR.

FORM 990, PART VI, LINE 12C - ENFORCEMENT OF CONFLICTS POLICY  
 ANNUALLY, NEW AND CONTINUING DIRECTORS EACH SIGN A CONFLICT OF INTEREST  
 POLICY AFFIRMATION AND PROVIDE A LIST OF PERSONS AND/OR ENTITIES WHICH  
 COULD BE POTENTIAL CONFLICTS.

FORM 990, PART VI, LINE 15A - COMPENSATION PROCESS FOR TOP OFFICIAL  
 THE BOARD OF DIRECTORS ELVALUATES THE CEO'S PERFORMANCE AND UTILIZES SALARY  
 RANGE DATA PROVIDED BY THE NATIONAL YUSA; MINUTES ARE MAINTAINED FOR THE  
 PROCESS.

FORM 990, PART VI, LINE 15B - COMPENSATION PROCESS FOR OFFICERS  
 OTHER EMPLOYEES ARE EVALUATED BY THEIR SUPERVISORS, ALSO  
 UTILIZING PAY RANGE DATA FROM YUSA; THESE EVALUATIONS ARE DOCUMENTED AND  
 REVIEWED BY THE HR DEPARTMENT.

FORM 990, PART VI, LINE 19 - GOVERNING DOCUMENTS DISCLOSURE EXPLANATION  
 CERTAIN DOCUMENTS ARE AVAILABLE UPON WRITTEN REQUEST.

FORM 990, PART XI, LINE 9 - OTHER CHANGES IN NET ASSETS EXPLANATION

|                             |    |          |
|-----------------------------|----|----------|
| DIRECT FUNDRAISING EXPENSES | \$ | 407,428  |
| DIRECT FUNDRAISING EXPENSES | \$ | -407,428 |

## Filing Instructions

### YOUNG MENS CHRISTIAN ASSOC. OF THE TREASURE COAST, INC.

#### Exempt Organization Business Tax Return

#### Taxable Year Ended December 31, 2023

**Date Due:** November 15, 2024

**Remittance:** None is required. Your Form 990-T for the tax year ended 12/31/23 shows no balance due.

**Signature:** You are using a Personal Identification Number (PIN) for signing your return electronically. Form 8879-TE, IRS *e-file* Signature Authorization for an Exempt Organization should be signed and dated by an authorized officer of the organization and returned to:

Mari Huff, C.P.A., P.A.  
701 S Colorado Avenue, Suite 2  
Stuart, FL 34994

***Important:*** Your return will not be filed with the IRS until the signed Form 8879-TE has been received by this office.

**Other:** Your return is being filed electronically with the IRS and is not required to be mailed. If you Mail a paper copy of your return to the IRS it will delay the processing of your return.



Form **990-T**

# Exempt Organization Business Income Tax Return (and proxy tax under section 6033(e))

OMB No. 1545-0047

# 2023

Department of the Treasury  
Internal Revenue Service

For calendar year 2023 or other tax year beginning ..... and ending .....

Go to [www.irs.gov/Form990T](http://www.irs.gov/Form990T) for instructions and the latest information.

Do not enter SSN numbers on this form as it may be made public if your organization is a 501(c)(3).

Open to Public Inspection  
for 501(c)(3)  
Organizations Only

**A**  Check box if address changed.

**B** Exempt under section

501( **C** ) ( **3** )

408(e)  220(e)

408A  530(a)

529(a)  529A

**Print or Type**

Name of organization (  Check box if name changed and see instructions.)  
**YOUNG MENS CHRISTIAN ASSOC.  
OF THE TREASURE COAST, INC.**

Number, street, and room or suite no. If a P.O. box, see instructions.  
**1700 S.E. MONTEREY ROAD**

City or town, state or province, country, and ZIP or foreign postal code  
**STUART FL 34996-4643**

**D** Employer identification number  
**59-1911653**

**E** Group exemption number (see instructions)

**F**  Check box if an amended return.

**C** Book value of all assets at end of year ..... **7,190,925**

**G** Check organization type

501(c) corporation  501(c) trust  401(a) trust  Other trust  State college/university

6417(d)(1)(A) Applicable entity

**H** Check if filing only to claim  Credit from Form 8941  Refund shown on Form 2439  Elective payment amount from Form 3800

**I** Check if a 501(c)(3) organization filing a consolidated return with a 501(c)(2) titleholding corporation .....

**J** Enter the number of attached Schedules A (Form 990-T) ..... **1**

**K** During the tax year, was the corporation a subsidiary in an affiliated group or a parent-subsidiary controlled group?  Yes  No  
If "Yes," enter the name and identifying number of the parent corporation

**L** The books are in care of **CHARLENE LYONS** Telephone number **772-263-6974**

## Part I Total Unrelated Business Taxable Income

|    |  |    |       |
|----|--|----|-------|
| 1  | Total of unrelated business taxable income computed from all unrelated trades or businesses (see instructions)               | 1  | 850   |
| 2  | Reserved   | 2  |       |
| 3  | Add lines 1 and 2  | 3  | 850   |
| 4  | Charitable contributions (see instructions for limitation rules)   | 4  |       |
| 5  | Total unrelated business taxable income before net operating losses. Subtract line 4 from line 3                             | 5  | 850   |
| 6  | Deduction for net operating loss. See instructions   | 6  | 0     |
| 7  | Total of unrelated business taxable income before specific deduction and section 199A deduction. Subtract line 6 from line 5 | 7  | 850   |
| 8  | Specific deduction (generally \$1,000, but see instructions for exceptions)  | 8  | 1,000 |
| 9  | Trusts. Section 199A deduction. See instructions   | 9  |       |
| 10 | Total deductions. Add lines 8 and 9  | 10 | 1,000 |
| 11 | Unrelated business taxable income. Subtract line 10 from line 7. If line 10 is greater than line 7, enter zero               | 11 | 0     |

## Part II Tax Computation

|   |  |   |   |
|---|--|---|---|
| 1 | Organizations taxable as corporations. Multiply Part I, line 11 by 21% (0.21)  | 1 | 0 |
| 2 | Trusts taxable at trust rates. See instructions for tax computation. Income tax on the amount on Part I, line 11 from: <input type="checkbox"/> Tax rate schedule or <input type="checkbox"/> Schedule D (Form 1041) | 2 | 0 |
| 3 | Proxy tax. See instructions  | 3 |   |
| 4 | Other tax amounts. See instructions  | 4 |   |
| 5 | Alternative minimum tax  | 5 |   |
| 6 | Tax on noncompliant facility income. See instructions  | 6 |   |
| 7 | Total. Add lines 3 through 6 to line 1 or 2, whichever applies   | 7 | 0 |

## Part III Tax and Payments

|    |   |    |   |
|----|---|----|---|
| 1a | Foreign tax credit (corporations attach Form 1118; trusts attach Form 1116)   | 1a |   |
| b  | Other credits (see instructions)  | 1b |   |
| c  | General business credit. Attach Form 3800 (see instructions)  | 1c |   |
| d  | Credit for prior year minimum tax (attach Form 8801 or 8827)  | 1d |   |
| e  | Total credits. Add lines 1a through 1d  | 1e |   |
| 2  | Subtract line 1e from Part II, line 7   | 2  |   |
| 3a | Amount due from Form 4255   | 3a |   |
| b  | Amount due from Form 8611   | 3b |   |
| c  | Amount due from Form 8697   | 3c |   |
| d  | Amount due from Form 8866   | 3d |   |
| e  | Other amounts due (see instructions)  | 3e |   |
| f  | Total amounts due. Add lines 3a through 3e  | 3f |   |
| 4  | Total tax. Add lines 2 and 3f (see instructions) <input type="checkbox"/> Check if includes tax previously deferred under section 1294. Enter tax amount here | 4  | 0 |
| 5  | Current net 965 tax liability paid from Form 965-A, Part II, column (k)   | 5  |   |

**Part III Tax and Payments** (continued)

|   |           |          |
|---|-----------|----------|
| <b>6a</b> Payments: Preceding year's overpayment credited to the current year                                     | <b>6a</b> |          |
| <b>b</b> Current year's estimated tax payments. Check if section 643(g) election applies <input type="checkbox"/> | <b>6b</b> |          |
| <b>c</b> Tax deposited with Form 8868   | <b>6c</b> |          |
| <b>d</b> Foreign organizations: Tax paid or withheld at source (see instructions)                                 | <b>6d</b> |          |
| <b>e</b> Backup withholding (see instructions)  | <b>6e</b> |          |
| <b>f</b> Credit for small employer health insurance premiums (attach Form 8941)                                   | <b>6f</b> |          |
| <b>g</b> Elective payment election amount from Form 3800  | <b>6g</b> |          |
| <b>h</b> Payment from Form 2439   | <b>6h</b> |          |
| <b>i</b> Credit from Form 4136  | <b>6i</b> |          |
| <b>j</b> Other (see instructions)   | <b>6j</b> |          |
| <b>7 Total payments.</b> Add lines 6a through 6j  | <b>7</b>  |          |
| <b>8</b> Estimated tax penalty (see instructions). Check if Form 2220 is attached <input type="checkbox"/>        | <b>8</b>  |          |
| <b>9 Tax due.</b> If line 7 is smaller than the total of lines 4, 5, and 8, enter amount owed                     | <b>9</b>  | <b>0</b> |
| <b>10 Overpayment.</b> If line 7 is larger than the total of lines 4, 5, and 8, enter amount overpaid             | <b>10</b> |          |
| <b>11</b> Enter the amount of line 10 you want: <b>Credited to 2024 estimated tax</b> <b>Refunded</b>             | <b>11</b> |          |

**Part IV Statements Regarding Certain Activities and Other Information** (see instructions)

|   | Yes                               | No       |
|---|-----------------------------------|----------|
| <b>1</b> At any time during the 2023 calendar year, did the organization have an interest in or a signature or other authority over a financial account (bank, securities, or other) in a foreign country? If "Yes," the organization may have to file FinCEN Form 114, Report of Foreign Bank and Financial Accounts. If "Yes," enter the name of the foreign country here |                                   | <b>X</b> |
| <b>2</b> During the tax year, did the organization receive a distribution from, or was it the grantor of, or transferor to, a foreign trust? If "Yes," see instructions for other forms the organization may have to file.  |                                   | <b>X</b> |
| <b>3</b> Enter the amount of tax-exempt interest received or accrued during the tax year \$   |                                   |          |
| <b>4</b> Enter available pre-2018 NOL carryovers here \$ . Do not include any post-2017 NOL carryover shown on Schedule A (Form 990-T). Don't reduce the NOL carryover shown here by any deduction reported on Part I, line 6.  |                                   |          |
| <b>5</b> Post-2017 NOL carryovers. Enter the Business Activity Code and available post-2017 NOL carryovers. Don't reduce the amounts shown below by any NOL claimed on any Schedule A, Part II, line 17 for the tax year. See instructions.   |                                   |          |
| Business Activity Code  | Available post-2017 NOL carryover |          |
|   | \$                                |          |
|   | \$                                |          |
|   | \$                                |          |
|   | \$                                |          |
|   | \$                                |          |
| <b>6a</b> Reserved for future use   |                                   |          |
| <b>b</b> Reserved for future use  |                                   |          |

**Part V Supplemental Information**

Provide any additional information. See instructions.

**Sign Here**

Under penalties of perjury, I declare that I have examined this return, including accompanying schedules and statements, and to the best of my knowledge and belief, it is true, correct, and complete. Declaration of preparer (other than taxpayer) is based on all information of which preparer has any knowledge.

\_\_\_\_\_  
**PRESIDENT / CEO**

Signature of officer \_\_\_\_\_ Date \_\_\_\_\_ Title \_\_\_\_\_

May the IRS discuss this return with the preparer shown below (see instructions)?  Yes  No

|                               |  |   |                         |   |                          |
|-------------------------------|--|---|-------------------------|---|--------------------------|
| <b>Paid Preparer Use Only</b> | Print/Type preparer's name<br><b>MARI HUFF, CPA</b>                          | Preparer's signature<br><b>MARI HUFF, CPA</b> | Date<br><b>05/15/24</b> | Check <input type="checkbox"/> if self-employed | PTIN<br><b>P00761938</b> |
|                               | Firm's name<br><b>MARI HUFF, C.P.A., P.A.</b>                                |   |                         | Firm's EIN<br><b>47-2814883</b>                 |                          |
|                               | Firm's address<br><b>701 S COLORADO AVENUE, SUITE 2<br/>STUART, FL 34994</b> |   |                         | Phone no.<br><b>772-888-2042</b>                |                          |
|                               |  |   |                         |   |                          |

**SCHEDULE A  
(Form 990-T)**

**Unrelated Business Taxable Income  
From an Unrelated Trade or Business**

OMB No. 1545-0047

**2023**

Department of the Treasury  
Internal Revenue Service

Go to [www.irs.gov/Form990T](http://www.irs.gov/Form990T) for instructions and the latest information.

Open to Public Inspection for  
501(c)(3) Organizations Only

Do not enter SSN numbers on this form as it may be made public if your organization is a 501(c)(3).

|  |  |
|--|--|
| <b>A</b> Name of the organization<br><b>YOUNG MENS CHRISTIAN ASSOC.</b>    | <b>B</b> Employer identification number<br><b>59-1911653</b> |
| <b>C</b> Unrelated business activity code (see instructions) <b>453000</b> | <b>D</b> Sequence: <b>1</b> of <b>1</b>                      |

**E** Describe the unrelated trade or business **UNRELATED BUSINESS ACTIVITY**

| <b>Part I</b> Unrelated Trade or Business Income  | (A) Income      | (B) Expenses | (C) Net |
|---|-----------------|--------------|---------|
| <b>1a</b> Gross receipts or sales   |                 |              |         |
| <b>b</b> Less returns and allowances <b>c</b> Balance                                       | <b>1c</b>       |              |         |
| <b>2</b> Cost of goods sold (Part III, line 8)  | <b>2</b>        |              |         |
| <b>3</b> Gross profit. Subtract line 2 from line 1c   | <b>3</b>        |              |         |
| <b>4a</b> Capital gain net income (attach Sch D (Form 1041 or Form 1120)). See instructions | <b>4a</b>       |              |         |
| <b>b</b> Net gain (loss) (Form 4797) (attach Form 4797). See instructions                   | <b>4b</b>       |              |         |
| <b>c</b> Capital loss deduction for trusts  | <b>4c</b>       |              |         |
| <b>5</b> Income (loss) from a partnership or an S corporation (attach statement)            | <b>5</b>        |              |         |
| <b>6</b> Rent income (Part IV)  | <b>6</b> 2,800  |              | 2,800   |
| <b>7</b> Unrelated debt-financed income (Part V)  | <b>7</b>        |              |         |
| <b>8</b> Interest, annuities, royalties, and rents from a controlled organization (Part VI) | <b>8</b>        |              |         |
| <b>9</b> Investment income of section 501(c)(7), (9), or (17) organizations (Part VII)      | <b>9</b>        |              |         |
| <b>10</b> Exploited exempt activity income (Part VIII)                                      | <b>10</b>       |              |         |
| <b>11</b> Advertising income (Part IX)  | <b>11</b>       |              |         |
| <b>12</b> Other income (see instructions; attach statement) <b>SEE STMT 1</b>               | <b>12</b> 3,306 |              | 3,306   |
| <b>13</b> <b>Total.</b> Combine lines 3 through 12  | <b>13</b> 6,106 |              | 6,106   |

| <b>Part II</b> Deductions Not Taken Elsewhere See instructions for limitations on deductions. Deductions must be directly connected with the unrelated business income |           | (A) Income | (B) Expenses | (C) Net |
|--|-----------|------------|--------------|---------|
| <b>1</b> Compensation of officers, directors, and trustees (Part X)  | <b>1</b>  |            |              |         |
| <b>2</b> Salaries and wages  | <b>2</b>  |            |              | 4,715   |
| <b>3</b> Repairs and maintenance   | <b>3</b>  |            |              |         |
| <b>4</b> Bad debts   | <b>4</b>  |            |              |         |
| <b>5</b> Interest (attach statement). See instructions   | <b>5</b>  |            |              |         |
| <b>6</b> Taxes and licenses  | <b>6</b>  |            |              |         |
| <b>7</b> Depreciation (attach Form 4562). See instructions   | <b>7</b>  |            |              |         |
| <b>8</b> Less depreciation claimed in Part III and elsewhere on return   | <b>8a</b> |            | <b>8b</b>    | 0       |
| <b>9</b> Depletion   | <b>9</b>  |            |              |         |
| <b>10</b> Contributions to deferred compensation plans   | <b>10</b> |            |              |         |
| <b>11</b> Employee benefit programs  | <b>11</b> |            |              |         |
| <b>12</b> Excess exempt expenses (Part VIII)   | <b>12</b> |            |              |         |
| <b>13</b> Excess readership costs (Part IX)  | <b>13</b> |            |              |         |
| <b>14</b> Other deductions (attach statement) <b>SEE STATEMENT 2</b>   | <b>14</b> |            |              | 541     |
| <b>15</b> <b>Total deductions.</b> Add lines 1 through 14  | <b>15</b> |            |              | 5,256   |
| <b>16</b> Unrelated business income before net operating loss deduction. Subtract line 15 from Part I, line 13, column (C)   | <b>16</b> |            |              | 850     |
| <b>17</b> Deduction for net operating loss. See instructions   | <b>17</b> |            |              |         |
| <b>18</b> <b>Unrelated business taxable income.</b> Subtract line 17 from line 16  | <b>18</b> |            |              | 850     |

For Paperwork Reduction Act Notice, see instructions.

Schedule A (Form 990-T) 2023

**Part III Cost of Goods Sold**

Enter method of inventory valuation

|   |  |   |  |
|---|--|---|--|
| 1 | Inventory at beginning of year   | 1 |  |
| 2 | Purchases  | 2 |  |
| 3 | Cost of labor  | 3 |  |
| 4 | Additional section 263A costs (attach statement)   | 4 |  |
| 5 | Other costs (attach statement)   | 5 |  |
| 6 | <b>Total.</b> Add lines 1 through 5  | 6 |  |
| 7 | Inventory at end of year   | 7 |  |
| 8 | <b>Cost of goods sold.</b> Subtract line 7 from line 6. Enter here and in Part I, line 2                           | 8 |  |
| 9 | Do the rules of section 263A (with respect to property produced or acquired for resale) apply to the organization? |   | <input type="checkbox"/> Yes <input type="checkbox"/> No |

**Part IV Rent Income (From Real Property and Personal Property Leased with Real Property)**

1 Description of property (property street address, city, state, ZIP code). Check if a dual-use. See instructions.

|   |                          |                       |        |    |       |
|---|--------------------------|-----------------------|--------|----|-------|
| A | <input type="checkbox"/> | 1700 SE MONTEREY ROAD | STUART | FL | 34996 |
| B | <input type="checkbox"/> |                       |        |    |       |
| C | <input type="checkbox"/> |                       |        |    |       |
| D | <input type="checkbox"/> |                       |        |    |       |

|   | A     | B | C | D     |
|---|-------|---|---|-------|
| 2 Rent received or accrued  |       |   |   |       |
| a From personal property (if the percentage of rent for personal property is more than 10% but not more than 50%)                           | 2,800 |   |   |       |
| b From real and personal property (if the percentage of rent for personal property exceeds 50% or if the rent is based on profit or income) |       |   |   |       |
| c Total rents received or accrued by property. Add lines 2a and 2b, columns A through D   | 2,800 |   |   |       |
| 3 Total rents received or accrued. Add line 2c, columns A through D. Enter here and on Part I, line 6, column (A)                           |       |   |   | 2,800 |
| 4 Deductions directly connected with the income in lines 2a and 2b (attach statement)   |       |   |   |       |
| 5 <b>Total deductions.</b> Add line 4, columns A through D. Enter here and on Part I, line 6, column (B)                                    |       |   |   |       |

**Part V Unrelated Debt-Financed Income (see instructions)**

1 Description of debt-financed property (street address, city, state, ZIP code). Check if a dual-use. See instructions.

|   |                          |  |
|---|--------------------------|--|
| A | <input type="checkbox"/> |  |
| B | <input type="checkbox"/> |  |
| C | <input type="checkbox"/> |  |
| D | <input type="checkbox"/> |  |

|   | A | B | C | D |
|---|---|---|---|---|
| 2 Gross income from or allocable to debt-financed property  |   |   |   |   |
| 3 Deductions directly connected with or allocable to debt-financed property   |   |   |   |   |
| a Straight line depreciation (attach statement)   |   |   |   |   |
| b Other deductions (attach statement)   |   |   |   |   |
| c Total deductions (add lines 3a and 3b, columns A through D)   |   |   |   |   |
| 4 Amount of average acquisition debt on or allocable to debt-financed property (attach statement)                   |   |   |   |   |
| 5 Average adjusted basis of or allocable to debt-financed property (attach statement)                               |   |   |   |   |
| 6 Divide line 4 by line 5   | % | % | % | % |
| 7 Gross income reportable. Multiply line 2 by line 6  |   |   |   |   |
| 8 <b>Total gross income</b> (add line 7, columns A through D). Enter here and on Part I, line 7, column (A)         |   |   |   |   |
| 9 Allocable deductions. Multiply line 3c by line 6  |   |   |   |   |
| 10 <b>Total allocable deductions.</b> Add line 9, columns A through D. Enter here and on Part I, line 7, column (B) |   |   |   |   |
| 11 <b>Total dividends — received deductions</b> included in line 10   |   |   |   |   |

**Part VI Interest, Annuities, Royalties, and Rents From Controlled Organizations** (see instructions)

| 1. Name of controlled organization | 2. Employer identification number | Exempt Controlled Organization                    |                                     |   |  |
|------------------------------------|-----------------------------------|---|-------------------------------------|---|--|
|                                    |                                   | 3. Net unrelated income (loss) (see instructions) | 4. Total of specified payments made | 5. Part of column 4 that is included in the controlling organization's gross income | 6. Deductions directly connected with income in column 5 |
| (1)                                |                                   |   |                                     |   |  |
| (2)                                |                                   |   |                                     |   |  |
| (3)                                |                                   |   |                                     |   |  |
| (4)                                |                                   |   |                                     |   |  |

**Nonexempt Controlled Organizations**

| 7. Taxable income | 8. Net unrelated income (loss) (see instructions) | 9. Total of specified payments made | 10. Part of column 9 that is included in the controlling organization's gross income | 11. Deductions directly connected with income in column 10          |
|-------------------|---|-------------------------------------|--|---|
| (1)               |   |                                     |  |   |
| (2)               |   |                                     |  |   |
| (3)               |   |                                     |  |   |
| (4)               |   |                                     |  |   |
|                   |   |                                     | Add columns 5 and 10. Enter here and on Part I, line 8, column (A).                  | Add columns 6 and 11. Enter here and on Part I, line 8, column (B). |

**Totals** .....

**Part VII Investment Income of a Section 501(c)(7), (9), or (17) Organization** (see instructions)

| 1. Description of income | 2. Amount of income | 3. Deductions directly connected (attach statement)                    | 4. Set-asides (attach statement) | 5. Total deductions and set-asides (add columns 3 and 4)               |
|--------------------------|---------------------|--|----------------------------------|--|
| (1)                      |                     |  |                                  |  |
| (2)                      |                     |  |                                  |  |
| (3)                      |                     |  |                                  |  |
| (4)                      |                     |  |                                  |  |
|                          |                     | Add amounts in column 2. Enter here and on Part I, line 9, column (A). |                                  | Add amounts in column 5. Enter here and on Part I, line 9, column (B). |

**Totals** .....

**Part VIII Exploited Exempt Activity Income, Other Than Advertising Income** (see instructions)

|  |          |
|--|----------|
| 1 Description of exploited activity: .....   |          |
| 2 Gross unrelated business income from trade or business. Enter here and on Part I, line 10, column (A) .....                                    | <b>2</b> |
| 3 Expenses directly connected with production of unrelated business income. Enter here and on Part I, line 10, column (B) .....                  | <b>3</b> |
| 4 Net income (loss) from unrelated trade or business. Subtract line 3 from line 2. If a gain, complete lines 5 through 7 .....                   | <b>4</b> |
| 5 Gross income from activity that is not unrelated business income .....   | <b>5</b> |
| 6 Expenses attributable to income entered on line 5 .....  | <b>6</b> |
| 7 Excess exempt expenses. Subtract line 5 from line 6, but do not enter more than the amount on line 4. Enter here and on Part II, line 12 ..... | <b>7</b> |

**Part IX Advertising Income**

1 Name(s) of periodical(s). Check box if reporting two or more periodicals on a consolidated basis.

- A
- B
- C
- D

Enter amounts for each periodical listed above in the corresponding column.

|  | A | B | C | D |
|--|---|---|---|---|
| 2 Gross advertising income .....   |   |   |   |   |
| a Add columns A through D. Enter here and on Part I, line 11, column (A) .....   |   |   |   |   |
| 3 Direct advertising costs by periodical .....   |   |   |   |   |
| a Add columns A through D. Enter here and on Part I, line 11, column (B) .....   |   |   |   |   |
| 4 Advertising gain (loss). Subtract line 3 from line 2. For any column in line 4 showing a gain, complete lines 5 through 8. For any column in line 4 showing a loss or zero, do not complete lines 5 through 7, and enter -0- on line 8 ..... |   |   |   |   |
| 5 Readership costs .....   |   |   |   |   |
| 6 Circulation income .....   |   |   |   |   |
| 7 Excess readership costs. If line 6 is less than line 5, subtract line 6 from line 5. If line 5 is less than line 6, enter -0- .....  |   |   |   |   |
| 8 Excess readership costs allowed as a deduction. For each column showing a gain on line 4, enter the lesser of line 4 or line 7 .....   |   |   |   |   |
| a Add line 8, columns A through D. Enter the greater of the line 8a, columns total or -0- here and on Part II, line 13 .....   |   |   |   |   |

**Part X Compensation of Officers, Directors, and Trustees (see instructions)**

| 1. Name   | 2. Title | 3. Percentage of time devoted to business | 4. Compensation attributable to unrelated business |
|---|----------|---|--|
| (1)   |          | %   |  |
| (2)   |          | %   |  |
| (3)   |          | %   |  |
| (4)   |          | %   |  |
| <b>Total.</b> Enter here and on Part II, line 1 ..... |          |   |  |

**Part XI Supplemental Information (see instructions)**

.....

.....

.....

.....

.....

.....

.....

**Federal Statements**

**Unrelated Business Activity**  
Statement 1 - Schedule A (990T), Part I, Line 12 - Other Income

| Description | Amount   |
|-------------|----------|
| VENDING     | \$ 3,306 |
| TOTAL       | \$ 3,306 |

**Unrelated Business Activity**  
Statement 2 - Schedule A (990T), Part II, Line 14 - Other Deductions

| Deduction Description | Deduction Amount |
|-----------------------|------------------|
| OCCUPANCY             | \$ 541           |
| TOTAL                 | \$ 541           |

Form **4562**

Department of the Treasury  
Internal Revenue Service

**Depreciation and Amortization**  
**(Including Information on Listed Property)**  
Attach to your tax return.

Go to [www.irs.gov/Form4562](http://www.irs.gov/Form4562) for instructions and the latest information.

OMB No. 1545-0172

**2023**

Attachment  
Sequence No. **179**

Name(s) shown on return **YOUNG MENS CHRISTIAN ASSOC.  
OF THE TREASURE COAST, INC.**

Identifying number  
**59-1911653**

Business or activity to which this form relates

**INDIRECT DEPRECIATION**

**Part I Election To Expense Certain Property Under Section 179**

**Note:** If you have any listed property, complete Part V before you complete Part I.

|    |   |                              |                  |
|----|---|------------------------------|------------------|
| 1  | Maximum amount (see instructions)   | 1                            | <b>1,160,000</b> |
| 2  | Total cost of section 179 property placed in service (see instructions)   | 2                            |                  |
| 3  | Threshold cost of section 179 property before reduction in limitation (see instructions)  | 3                            | <b>2,890,000</b> |
| 4  | Reduction in limitation. Subtract line 3 from line 2. If zero or less, enter -0-  | 4                            |                  |
| 5  | Dollar limitation for tax year. Subtract line 4 from line 1. If zero or less, enter -0-. If married filing separately, see instructions | 5                            |                  |
| 6  | (a) Description of property   | (b) Cost (business use only) | (c) Elected cost |
| 7  | Listed property. Enter the amount from line 29  | 7                            |                  |
| 8  | Total elected cost of section 179 property. Add amounts in column (c), lines 6 and 7  | 8                            |                  |
| 9  | Tentative deduction. Enter the <b>smaller</b> of line 5 or line 8   | 9                            |                  |
| 10 | Carryover of disallowed deduction from line 13 of your 2022 Form 4562   | 10                           |                  |
| 11 | Business income limitation. Enter the smaller of business income (not less than zero) or line 5. See instructions                       | 11                           |                  |
| 12 | Section 179 expense deduction. Add lines 9 and 10, but don't enter more than line 11  | 12                           |                  |
| 13 | Carryover of disallowed deduction to 2024. Add lines 9 and 10, less line 12   | 13                           |                  |

**Note:** Don't use Part II or Part III below for listed property. Instead, use Part V.

**Part II Special Depreciation Allowance and Other Depreciation (Don't include listed property. See instructions.)**

|    |  |    |                |
|----|--|----|----------------|
| 14 | Special depreciation allowance for qualified property (other than listed property) placed in service during the tax year. See instructions | 14 |                |
| 15 | Property subject to section 168(f)(1) election   | 15 |                |
| 16 | Other depreciation (including ACRS)  | 16 | <b>319,597</b> |

**Part III MACRS Depreciation (Don't include listed property. See instructions.)**

**Section A**

|    |  |    |          |
|----|--|----|----------|
| 17 | MACRS deductions for assets placed in service in tax years beginning before 2023   | 17 | <b>0</b> |
| 18 | If you are electing to group any assets placed in service during the tax year into one or more general asset accounts, check here <input type="checkbox"/> |    |          |

**Section B—Assets Placed in Service During 2023 Tax Year Using the General Depreciation System**

| (a) Classification of property | (b) Month and year placed in service | (c) Basis for depreciation (business/investment use only—see instructions) | (d) Recovery period | (e) Convention | (f) Method | (g) Depreciation deduction |
|--------------------------------|--------------------------------------|--|---------------------|----------------|------------|----------------------------|
| 19a 3-year property            |                                      |  |                     |                |            |                            |
| b 5-year property              |                                      |  |                     |                |            |                            |
| c 7-year property              |                                      |  |                     |                |            |                            |
| d 10-year property             |                                      |  |                     |                |            |                            |
| e 15-year property             |                                      |  |                     |                |            |                            |
| f 20-year property             |                                      |  |                     |                |            |                            |
| g 25-year property             |                                      |  | 25 yrs.             |                | S/L        |                            |
| h Residential rental property  |                                      |  | 27.5 yrs.           | MM             | S/L        |                            |
|                                |                                      |  | 27.5 yrs.           | MM             | S/L        |                            |
| i Nonresidential real property |                                      |  | 39 yrs.             | MM             | S/L        |                            |
|                                |                                      |  |                     | MM             | S/L        |                            |

**Section C—Assets Placed in Service During 2023 Tax Year Using the Alternative Depreciation System**

|                |  |  |         |    |     |  |
|----------------|--|--|---------|----|-----|--|
| 20a Class life |  |  |         |    | S/L |  |
| b 12-year      |  |  | 12 yrs. |    | S/L |  |
| c 30-year      |  |  | 30 yrs. | MM | S/L |  |
| d 40-year      |  |  | 40 yrs. | MM | S/L |  |

**Part IV Summary (See instructions.)**

|    |   |    |                |
|----|---|----|----------------|
| 21 | Listed property. Enter amount from line 28  | 21 |                |
| 22 | <b>Total.</b> Add amounts from line 12, lines 14 through 17, lines 19 and 20 in column (g), and line 21. Enter here and on the appropriate lines of your return. Partnerships and S corporations—see instructions | 22 | <b>319,597</b> |
| 23 | For assets shown above and placed in service during the current year, enter the portion of the basis attributable to section 263A costs   | 23 |                |

For Paperwork Reduction Act Notice, see separate instructions.

DAA



**Federal Asset Report**

**Form 990, Page 1**

| Asset                      | Description             | Date In Service | Cost         | Bus % | Sec 179 Bonus | Basis for Depr | Per Conv Meth | Prior        | Current  |
|----------------------------|-------------------------|-----------------|--------------|-------|---------------|----------------|---------------|--------------|----------|
| <b>Prior MACRS:</b>        |                         |                 |              |       |               |                |               |              |          |
| 567                        | Sign                    | 11/01/03        | 3,190        |       | X             | 1,595          | 15 HY S/L     | 3,190        | 0        |
|                            | Sold/Scrapped: 12/31/23 |                 |              |       |               |                |               |              |          |
|                            |                         |                 | <u>3,190</u> |       |               | <u>1,595</u>   |               | <u>3,190</u> | <u>0</u> |
| <b>Other Depreciation:</b> |                         |                 |              |       |               |                |               |              |          |
| 6                          | AUXILLARY GYM           | 10/15/87        | 744,854      |       |               | 744,854        | 39 MO S/L     | 743,626      | 1,228    |
| 7                          | POOL                    | 12/15/87        | 196,277      |       |               | 196,277        | 15 MO S/L     | 196,277      | 0        |
| 9                          | POOL                    | 6/01/88         | 8,666        |       |               | 8,666          | 15 MO S/L     | 8,666        | 0        |
| 11                         | GYM PARKING LOT         | 7/01/90         | 651,169      |       |               | 651,169        | 31 MO S/L     | 651,169      | 0        |
| 12                         | CHILD CARE CENTER       | 2/21/91         | 81,338       |       |               | 81,338         | 31 MO S/L     | 81,338       | 0        |
| 16                         | Pilates Equip           | 3/15/05         | 23,419       |       |               | 23,419         | 5 MO S/L      | 23,419       | 0        |
| 17                         | GYM FLOOR               | 6/01/95         | 1,575        |       |               | 1,575          | 31 MO S/L     | 1,379        | 50       |
| 20                         | GYM EXIT DOOR           | 12/01/95        | 927          |       |               | 927            | 15 MO S/L     | 927          | 0        |
| 22                         | FIRE ALARM SYSTEM       | 4/30/96         | 7,200        |       |               | 7,200          | 31 MO S/L     | 6,114        | 229      |
| 23                         | SINK AND CABINET        | 8/30/96         | 765          |       |               | 765            | 7 MO S/L      | 765          | 0        |
| 25                         | LAND                    | 10/15/87        | 127,158      |       |               | 127,158        | 0 -- Land     | 0            | 0        |
| 26                         | REPAVE EAST PARKING     | 11/01/95        | 3,000        |       |               | 3,000          | 0 -- Land     | 0            | 0        |
| 28                         | LAND CLEARING           | 6/30/96         | 1,425        |       |               | 1,425          | 0 -- Land     | 0            | 0        |
|                            | Sold/Scrapped: 12/31/23 |                 |              |       |               |                |               |              |          |
| 29                         | HOCKEY PARKING LOT      | 12/31/96        | 450          |       |               | 450            | 0 -- Land     | 0            | 0        |
|                            | Sold/Scrapped: 12/31/23 |                 |              |       |               |                |               |              |          |
| 66                         | STAGE                   | 12/07/87        | 500          |       |               | 500            | 5 MO S/L      | 500          | 0        |
|                            | Sold/Scrapped: 12/31/23 |                 |              |       |               |                |               |              |          |
| 82                         | STACK CHAIRS            | 12/19/84        | 1,442        |       |               | 1,442          | 5 MO S/L      | 1,442        | 0        |
|                            | Sold/Scrapped: 12/31/23 |                 |              |       |               |                |               |              |          |
| 83                         | PICNIC TABLES           | 12/31/89        | 2,500        |       |               | 2,500          | 5 MO S/L      | 2,500        | 0        |
|                            | Sold/Scrapped: 12/31/23 |                 |              |       |               |                |               |              |          |
| 98                         | CANOES                  | 7/01/90         | 1,000        |       |               | 1,000          | 5 MO S/L      | 1,000        | 0        |
|                            | Sold/Scrapped: 12/31/23 |                 |              |       |               |                |               |              |          |
| 149                        | AEROBIC STEPS           | 4/30/96         | 1,300        |       |               | 1,300          | 7 MO S/L      | 1,300        | 0        |
| 160                        | POOL SIDE               | 3/01/97         | 19,900       |       |               | 19,900         | 7 MO S/L      | 19,900       | 0        |
| 167                        | PAVING RINK             | 1/01/97         | 500          |       |               | 500            | 0 -- Land     | 0            | 0        |
|                            | Sold/Scrapped: 12/31/23 |                 |              |       |               |                |               |              |          |
| 169                        | WELL PHASE II           | 12/01/97        | 1,609        |       |               | 1,609          | 0 -- Land     | 0            | 0        |
| 171                        | SOCCER FIELD FILL       | 12/01/97        | 678          |       |               | 678            | 0 -- Land     | 0            | 0        |
| 174                        | WOOD WORKING            | 11/01/97        | 1,575        |       |               | 1,575          | 7 MO S/L      | 1,575        | 0        |
|                            | Sold/Scrapped: 12/31/23 |                 |              |       |               |                |               |              |          |
| 183                        | PLASTIC LOCKERS         | 10/01/97        | 9,642        |       |               | 9,642          | 7 MO S/L      | 9,642        | 0        |
|                            | Sold/Scrapped: 12/31/23 |                 |              |       |               |                |               |              |          |
| 190                        | SECURITY FENCE          | 12/31/97        | 1,540        |       |               | 1,540          | 7 MO S/L      | 1,540        | 0        |
| 197                        | TRANSPORT MACHINE       | 3/01/97         | 6,480        |       |               | 6,480          | 7 MO S/L      | 6,480        | 0        |
|                            | Sold/Scrapped: 12/31/23 |                 |              |       |               |                |               |              |          |
| 202                        | FIRE ALARM              | 3/01/97         | 8,220        |       |               | 8,220          | 7 MO S/L      | 8,220        | 0        |
| 205                        | PHASE II BUILDING       | 3/01/97         | 1,272,538    |       |               | 1,272,538      | 31 MO S/L     | 1,043,616    | 40,398   |
| 206                        | OFFICE RENOVATION       | 3/10/98         | 1,695        |       |               | 1,695          | 15 MO S/L     | 1,695        | 0        |
|                            | Sold/Scrapped: 12/31/23 |                 |              |       |               |                |               |              |          |
| 207                        | AEROBIC ROOM DOOR       | 6/30/98         | 2,100        |       |               | 2,100          | 15 MO S/L     | 2,100        | 0        |
| 211                        | LOCKER ROOM TILE        | 12/31/98        | 6,802        |       |               | 6,802          | 15 MO S/L     | 6,802        | 0        |
|                            | Sold/Scrapped: 12/31/23 |                 |              |       |               |                |               |              |          |
| 213                        | DUMBELLS & RACK         | 3/25/98         | 1,958        |       |               | 1,958          | 7 MO S/L      | 1,958        | 0        |
| 215                        | EXERCISE WEIGHTS        | 5/31/98         | 653          |       |               | 653            | 7 MO S/L      | 653          | 0        |
| 225                        | OFFICE FURNITURE        | 10/08/98        | 580          |       |               | 580            | 7 MO S/L      | 580          | 0        |
| 230                        | LIFEGUARD CHAIR         | 12/31/98        | 1,765        |       |               | 1,765          | 7 MO S/L      | 1,765        | 0        |
|                            | Sold/Scrapped: 12/31/23 |                 |              |       |               |                |               |              |          |
| 336                        | OFFICE FURNITURE        | 3/31/96         | 800          |       |               | 800            | 7 MO S/L      | 800          | 0        |
|                            | Sold/Scrapped: 12/31/23 |                 |              |       |               |                |               |              |          |
| 337                        | 30X60 DESK              | 6/30/96         | 474          |       |               | 474            | 7 MO S/L      | 474          | 0        |
|                            | Sold/Scrapped: 12/31/23 |                 |              |       |               |                |               |              |          |
| 339                        | 30in 4 DRAWER FILE      | 6/30/96         | 299          |       |               | 299            | 7 MO S/L      | 299          | 0        |
|                            | Sold/Scrapped: 12/31/23 |                 |              |       |               |                |               |              |          |
| 343                        | CREDENZA                | 12/30/96        | 339          |       |               | 339            | 7 MO S/L      | 339          | 0        |
|                            | Sold/Scrapped: 12/31/23 |                 |              |       |               |                |               |              |          |
| 344                        | 29X36 BOOKCASE          | 12/31/96        | 117          |       |               | 117            | 7 MO S/L      | 117          | 0        |
|                            | Sold/Scrapped: 12/31/23 |                 |              |       |               |                |               |              |          |
| 345                        | 29X36 BOOKCASE          | 12/31/96        | 109          |       |               | 109            | 7 MO S/L      | 109          | 0        |
|                            | Sold/Scrapped: 12/31/23 |                 |              |       |               |                |               |              |          |
| 346                        | 29X36 BOOKCASE          | 12/31/96        | 117          |       |               | 117            | 7 MO S/L      | 117          | 0        |

**Federal Asset Report**

**Form 990, Page 1**

| Asset | Description  | Date In Service | Cost    | Bus % | Sec 179 Bonus | Basis for Depr | PerConv Meth | Prior   | Current |
|-------|--|-----------------|---------|-------|---------------|----------------|--------------|---------|---------|
| 347   | Sold/Scrapped: 12/31/23<br>20X66 STOR CREDENZA                       | 12/31/96        | 309     |       |               | 309            | 7 MO S/L     | 309     | 0       |
| 348   | Sold/Scrapped: 12/31/23<br>2 DRAWER VERT FILE                        | 12/31/96        | 113     |       |               | 113            | 7 MO S/L     | 113     | 0       |
| 349   | Sold/Scrapped: 12/31/23<br>20X66 CREDENZA                            | 12/31/96        | 309     |       |               | 309            | 7 MO S/L     | 309     | 0       |
| 350   | Sold/Scrapped: 12/31/23<br>4 DRAWER 30in LAT FILE                    | 12/31/96        | 319     |       |               | 319            | 7 MO S/L     | 319     | 0       |
| 363   | Sold/Scrapped: 12/31/23<br>BLEACHERS                                 | 1/25/99         | 795     |       |               | 795            | 7 MO S/L     | 795     | 0       |
| 364   | Sold/Scrapped: 12/31/23<br>ALUM - BLEACHERS                          | 1/25/99         | 600     |       |               | 600            | 7 MO S/L     | 600     | 0       |
| 385   | GYMSIGN  | 3/31/99         | 635     |       |               | 635            | 7 MO S/L     | 635     | 0       |
| 395   | DIGIBD AND INSTALL   | 3/31/99         | 3,074   |       |               | 3,074          | 5 MO S/L     | 3,074   | 0       |
| 408   | Renovations-new after school/camp room                               | 7/01/17         | 111,400 |       |               | 111,400        | 15 MO S/L    | 40,847  | 7,426   |
| 409   | Flooring Pilates room  | 11/09/17        | 5,740   |       |               | 5,740          | 7 MO S/L     | 4,237   | 820     |
| 412   | Fire Alarm Panel   | 10/18/17        | 3,690   |       |               | 3,690          | 15 MO S/L    | 1,271   | 246     |
| 413   | Manway Cover   | 4/26/17         | 1,058   |       |               | 1,058          | 15 MO S/L    | 400     | 70      |
| 415   | Lifeguard Office split AC unit                                       | 6/19/17         | 2,600   |       |               | 2,600          | 39 MO S/L    | 367     | 66      |
| 417   | Indiantown Fire Alarm Panel  | 12/01/17        | 2,670   |       |               | 2,670          | 15 MO S/L    | 905     | 178     |
| 418   | Indiantown Pool Pump   | 6/01/17         | 1,953   |       |               | 1,953          | 7 MO S/L     | 1,558   | 279     |
| 419   | Engine for PSL white bus   | 3/01/17         | 8,017   |       |               | 8,017          | 5 MO S/L     | 8,017   | 0       |
| 420   | Sold/Scrapped: 12/31/23<br>Transmission flat nose bus                | 5/31/17         | 4,391   |       |               | 4,391          | 5 MO S/L     | 4,391   | 0       |
| 421   | Sold/Scrapped: 12/31/23<br>File Server                               | 2/21/17         | 8,685   |       |               | 8,685          | 7 MO S/L     | 7,237   | 1,241   |
| 422   | Sold/Scrapped: 12/31/23<br>NEO 240 ice machine                       | 5/17/17         | 2,580   |       |               | 2,580          | 7 MO S/L     | 2,058   | 368     |
| 425   | Sold/Scrapped: 12/31/23<br>Back up drive/server                      | 5/15/17         | 2,272   |       |               | 2,272          | 5 MO S/L     | 2,272   | 0       |
| 427   | Sold/Scrapped: 12/31/23<br>Indiantown Pool Fence                     | 4/01/17         | 1,048   |       |               | 1,048          | 7 MO S/L     | 861     | 150     |
| 429   | 18x30 tent white   | 5/01/17         | 1,086   |       |               | 1,086          | 7 MO S/L     | 879     | 155     |
| 430   | Sold/Scrapped: 12/31/23<br>18x30 tent white                          | 5/01/17         | 1,086   |       |               | 1,086          | 7 MO S/L     | 879     | 155     |
| 431   | Sold/Scrapped: 12/31/23<br>Leased Equipment - 11 treadmills & 2 Recu | 5/01/17         | 71,782  |       |               | 71,782         | 7 MO S/L     | 58,109  | 10,255  |
| 432   | Sold/Scrapped: 12/31/23<br>Summer Camp Playground Structure          | 1/31/17         | 79,820  |       |               | 79,820         | 7 MO S/L     | 67,467  | 11,403  |
| 433   | Venture Contruction Locker Room                                      | 11/14/18        | 44,325  |       |               | 44,325         | 39 MO S/L    | 4,702   | 1,137   |
| 434   | GYM PARKING LOT ADDITION   | 8/31/99         | 224,640 |       |               | 224,640        | 21 MO S/L    | 224,640 | 0       |
| 435   | Locker Room Flooring   | 11/14/18        | 6,000   |       |               | 6,000          | 15 MO S/L    | 1,667   | 400     |
| 436   | Sold/Scrapped: 12/31/23<br>Toilets and Urinals for Locker Room       | 11/14/18        | 4,205   |       |               | 4,205          | 5 MO S/L     | 3,504   | 701     |
| 437   | Equipment  | 12/31/18        | 20,144  |       |               | 20,144         | 5 MO S/L     | 16,115  | 4,029   |
| 438   | Pool   | 12/31/18        | 3,650   |       |               | 3,650          | 7 MO S/L     | 2,086   | 521     |
| 439   | IT Pool  | 12/31/18        | 71,575  |       |               | 71,575         | 5 MO S/L     | 57,260  | 14,315  |
| 440   | Doors and Contacts   | 12/31/18        | 3,103   |       |               | 3,103          | 5 MO S/L     | 2,483   | 620     |
| 441   | Carpet   | 12/31/18        | 4,359   |       |               | 4,359          | 5 MO S/L     | 3,487   | 872     |
| 442   | Locker Room - Home Depot   | 12/31/18        | 1,646   |       |               | 1,646          | 5 MO S/L     | 1,317   | 329     |
| 443   | Equipment  | 12/31/18        | 11,225  |       |               | 11,225         | 5 MO S/L     | 8,980   | 2,245   |
| 444   | Pool Computer Equipment  | 12/31/18        | 2,439   |       |               | 2,439          | 5 MO S/L     | 1,951   | 488     |
| 445   | Laptops and Signs  | 12/31/18        | 5,963   |       |               | 5,963          | 5 MO S/L     | 4,771   | 1,192   |
| 446   | FENCE  | 6/30/00         | 2,225   |       |               | 2,225          | 7 MO S/L     | 2,225   | 0       |
| 447   | Pool   | 12/31/18        | 2,439   |       |               | 2,439          | 7 MO S/L     | 1,394   | 348     |
| 448   | Compressor   | 12/31/18        | 1,806   |       |               | 1,806          | 7 MO S/L     | 1,032   | 258     |
| 449   | COMPUTER   | 10/31/00        | 1,100   |       |               | 1,100          | 5 MO S/L     | 1,100   | 0       |
| 450   | Sold/Scrapped: 12/31/23<br>COMPUTER 2                                | 10/31/00        | 2,550   |       |               | 2,550          | 5 MO S/L     | 2,550   | 0       |
| 451   | Sold/Scrapped: 12/31/23<br>Pool Fence                                | 12/31/18        | 1,000   |       |               | 1,000          | 15 MO S/L    | 267     | 66      |
| 452   | Vehicle  | 12/31/18        | 7,805   |       |               | 7,805          | 5 MO S/L     | 6,244   | 1,561   |
| 454   | Sold/Scrapped: 12/31/23<br>GYMNASIUM CURTAIN                         | 12/31/00        | 5,496   |       |               | 5,496          | 7 MO S/L     | 5,496   | 0       |
| 466   | LOCKERS  | 2/15/00         | 20,561  |       |               | 20,561         | 7 MO S/L     | 20,561  | 0       |
| 468   | SHUTTERS   | 6/30/00         | 3,618   |       |               | 3,618          | 7 MO S/L     | 3,618   | 0       |
| 471   | MISC. FURNITURE & FIXTURES-LR/CC                                     | 10/31/00        | 39,922  |       |               | 39,922         | 7 MO S/L     | 39,922  | 0       |
| 472   | TABLES/CHILDREN/LOCKER ROOM/CF                                       | 8/31/00         | 2,098   |       |               | 2,098          | 7 MO S/L     | 2,098   | 0       |
| 474   | BLINDS IN TBA/LOCKER ROOM/CHIL                                       | 6/30/00         | 2,114   |       |               | 2,114          | 7 MO S/L     | 2,114   | 0       |
| 476   | GOALS-SOCCER   | 10/31/00        | 5,679   |       |               | 5,679          | 7 MO S/L     | 5,679   | 0       |

**Federal Asset Report**

**Form 990, Page 1**

| Asset | Description                        | Date In Service | Cost      | Bus % | Sec 179 Bonus | Basis for Depr | Per Conv Meth | Prior   | Current |
|-------|------------------------------------|-----------------|-----------|-------|---------------|----------------|---------------|---------|---------|
| 480   | PLAYGROUND/INDIANTOWN              | 12/31/00        | 3,871     |       |               | 3,871          | 7 MO S/L      | 3,871   | 0       |
| 483   | PLAYGROUND                         | 7/31/00         | 20,873    |       |               | 20,873         | 7 MO S/L      | 20,873  | 0       |
| 487   | SOCCER PAVILION                    | 6/15/00         | 98,949    |       |               | 98,949         | 10 MO S/L     | 98,949  | 0       |
| 489   | PARKING LOT/LANDSCAPE              | 12/31/00        | 1,175     |       |               | 1,175          | 7 MO S/L      | 1,175   | 0       |
| 491   | LOCKER ROOM                        | 5/10/00         | 431,855   |       |               | 431,855        | 39 MO S/L     | 245,548 | 11,074  |
| 492   | CHILD CARE                         | 6/05/00         | 796,013   |       |               | 796,013        | 39 MO S/L     | 450,947 | 20,410  |
| 494   | SOCCER FIELD                       | 11/20/00        | 235,070   |       |               | 235,070        | 0 -- Land     | 0       | 0       |
| 500   | Indiantown Building                | 11/01/02        | 1,807,761 |       |               | 1,807,761      | 39 MO S/L     | 934,782 | 46,353  |
| 501   | Stuart Pool Renovations            | 1/15/02         | 279,983   |       |               | 279,983        | 15 MO S/L     | 279,983 | 0       |
| 503   | Electric - Fitness Floor           | 5/31/02         | 1,446     |       |               | 1,446          | 15 MO S/L     | 1,446   | 0       |
| 504   | PRKNG LOT- DICKERSON               | 7/01/99         | 40,000    |       |               | 40,000         | 20 MO S/L     | 40,000  | 0       |
| 505   | LAND                               | 7/01/65         | 24,360    |       |               | 24,360         | 0 -- Land     | 0       | 0       |
| 507   | 29 Passanger Bus                   | 8/30/02         | 44,408    |       |               | 44,408         | 5 MO S/L      | 44,408  | 0       |
| 509   | GYM FLOOR                          | 5/31/00         | 55,815    |       |               | 55,815         | 10 MO S/L     | 55,815  | 0       |
| 510   | STUART FIELD FERTILIZER            | 4/30/01         | 1,071     |       |               | 1,071          | 0 -- Land     | 0       | 0       |
| 511   | ENGINEERING                        | 4/30/01         | 3,905     |       |               | 3,905          | 0 -- Land     | 0       | 0       |
| 512   | Classroom Equipment                | 11/01/02        | 1,531     |       |               | 1,531          | 7 MO S/L      | 1,531   | 0       |
|       | Sold/Scrapped: 12/31/23            |                 |           |       |               |                |               |         |         |
| 513   | Classroom Equipment                | 11/01/02        | 88,018    |       |               | 88,018         | 7 MO S/L      | 88,018  | 0       |
| 516   | TEDDY BEAR SOUND PROOFING          | 4/30/01         | 1,616     |       |               | 1,616          | 15 MO S/L     | 1,616   | 0       |
| 519   | Classroom Signs                    | 11/01/02        | 1,004     |       |               | 1,004          | 7 MO S/L      | 1,004   | 0       |
|       | Sold/Scrapped: 12/31/23            |                 |           |       |               |                |               |         |         |
| 521   | INDIANTOWN BUS                     | 9/30/01         | 42,422    |       |               | 42,422         | 10 MO S/L     | 42,422  | 0       |
|       | Sold/Scrapped: 12/31/23            |                 |           |       |               |                |               |         |         |
| 522   | Renderings                         | 11/01/02        | 460       |       |               | 460            | 7 MO S/L      | 460     | 0       |
|       | Sold/Scrapped: 12/31/23            |                 |           |       |               |                |               |         |         |
| 527   | Floor Safe                         | 11/01/02        | 885       |       |               | 885            | 7 MO S/L      | 885     | 0       |
| 532   | TWO HUBS                           | 8/31/01         | 749       |       |               | 749            | 5 MO S/L      | 749     | 0       |
| 534   | Fitness Equipment                  | 11/01/02        | 26,264    |       |               | 26,264         | 7 MO S/L      | 26,264  | 0       |
|       | Sold/Scrapped: 12/31/23            |                 |           |       |               |                |               |         |         |
| 538   | MISCELLANEOUS EQUIPMENT            | 8/31/01         | 347       |       |               | 347            | 7 MO S/L      | 347     | 0       |
| 541   | Misc. Start Up Furn. & Equip       | 1/31/03         | 4,884     |       |               | 4,884          | 5 MO S/L      | 4,884   | 0       |
|       | Sold/Scrapped: 12/31/23            |                 |           |       |               |                |               |         |         |
| 546   | Classroom Misc                     | 3/31/03         | 4,203     |       |               | 4,203          | 7 MO S/L      | 4,203   | 0       |
| 549   | ITS Router                         | 3/31/03         | 500       |       |               | 500            | 5 MO S/L      | 500     | 0       |
|       | Sold/Scrapped: 12/31/23            |                 |           |       |               |                |               |         |         |
| 555   | Saturn Vue 2006                    | 7/01/06         | 18,887    |       |               | 18,887         | 5 MO S/L      | 18,887  | 0       |
|       | Sold/Scrapped: 12/31/23            |                 |           |       |               |                |               |         |         |
| 557   | Leg Press                          | 12/01/03        | 2,389     |       |               | 2,389          | 5 MO S/L      | 2,389   | 0       |
| 558   | A/C Coils                          | 8/31/03         | 7,046     |       |               | 7,046          | 15 MO S/L     | 7,046   | 0       |
| 559   | 3 AED's                            | 8/31/03         | 6,939     |       |               | 6,939          | 15 MO S/L     | 6,939   | 0       |
|       | Sold/Scrapped: 12/31/23            |                 |           |       |               |                |               |         |         |
| 561   | Building                           | 6/30/03         | 29,649    |       |               | 29,649         | 39 MO S/L     | 14,824  | 761     |
| 563   | Pool Fence                         | 5/16/03         | 7,763     |       |               | 7,763          | 7 MO S/L      | 7,763   | 0       |
| 564   | Tile floor                         | 5/06/05         | 22,450    |       |               | 22,450         | 5 MO S/L      | 22,450  | 0       |
| 570   | File cabinets                      | 4/21/05         | 2,208     |       |               | 2,208          | 5 MO S/L      | 2,208   | 0       |
| 571   | Smith Machine paramount            | 4/21/05         | 800       |       |               | 800            | 5 MO S/L      | 800     | 0       |
|       | Sold/Scrapped: 12/31/23            |                 |           |       |               |                |               |         |         |
| 575   | Amplifier                          | 6/21/05         | 560       |       |               | 560            | 5 MO S/L      | 560     | 0       |
| 591   | Hydroforce Pool Pump               | 3/08/06         | 546       |       |               | 546            | 5 MO S/L      | 546     | 0       |
| 593   | Pool Pump for Mushroom Pool        | 5/19/06         | 3,824     |       |               | 3,824          | 5 MO S/L      | 3,824   | 0       |
| 596   | Mirrored Wall                      | 6/27/06         | 2,700     |       |               | 2,700          | 5 MO S/L      | 2,700   | 0       |
| 601   | Cybox Equipment                    | 6/01/06         | 84,131    |       |               | 84,131         | 5 MO S/L      | 84,131  | 0       |
| 611   | Canoe Trailer                      | 4/27/07         | 1,891     |       |               | 1,891          | 5 MO S/L      | 1,891   | 0       |
| 616   | Sheave Pulley on Air handler       | 2/02/07         | 875       |       |               | 875            | 5 MO S/L      | 875     | 0       |
| 619   | Air Handler                        | 7/13/07         | 4,610     |       |               | 4,610          | 5 MO S/L      | 4,610   | 0       |
| 622   | Custom reception Desk              | 1/03/07         | 7,028     |       |               | 7,028          | 5 MO S/L      | 7,028   | 0       |
| 623   | Custom reception Desk              | 1/03/07         | 2,304     |       |               | 2,304          | 5 MO S/L      | 2,304   | 0       |
| 627   | Fire Panel with Sattelite Panel    | 7/25/07         | 2,878     |       |               | 2,878          | 5 MO S/L      | 2,878   | 0       |
| 632   | File Server Switch                 | 4/17/07         | 814       |       |               | 814            | 5 MO S/L      | 814     | 0       |
| 638   | 6 Lap Top                          | 10/18/07        | 3,339     |       |               | 3,339          | 5 MO S/L      | 3,339   | 0       |
|       | Sold/Scrapped: 12/31/23            |                 |           |       |               |                |               |         |         |
| 641   | Weight cubbies for aerobics        | 5/10/08         | 1,300     |       |               | 1,300          | 5 MO S/L      | 1,300   | 0       |
| 645   | Kiddy pool fence                   | 11/03/08        | 3,375     |       |               | 3,375          | 5 MO S/L      | 3,375   | 0       |
| 648   | Pool Impeller                      | 2/19/08         | 2,439     |       |               | 2,439          | 5 MO S/L      | 2,439   | 0       |
|       | Sold/Scrapped: 12/31/23            |                 |           |       |               |                |               |         |         |
| 649   | remodeling of TBA rooms 1 2 and 3  | 2/19/08         | 9,868     |       |               | 9,868          | 5 MO S/L      | 9,868   | 0       |
| 650   | Bayshore Sidewalk                  | 2/08/08         | 2,754     |       |               | 2,754          | 5 MO S/L      | 2,754   | 0       |
| 653   | 3 row 30 seat Tip n roll bleachers | 4/15/08         | 1,112     |       |               | 1,112          | 5 MO S/L      | 1,112   | 0       |
| 657   | Custom Reception Desk              | 1/01/08         | 7,028     |       |               | 7,028          | 5 MO S/L      | 7,028   | 0       |
| 659   | Biodex cycle                       | 3/19/08         | 4,173     |       |               | 4,173          | 5 MO S/L      | 4,173   | 0       |

**Federal Asset Report**

**Form 990, Page 1**

| Asset | Description                                  | Date In Service | Cost   | Bus % | Sec 179 Bonus | Basis for Dep'r | Per Conv Meth | Prior  | Current |
|-------|--|-----------------|--------|-------|---------------|-----------------|---------------|--------|---------|
| 660   | (2) 3.5 ton A/Cunits                         | 6/10/09         | 6,492  |       |               | 6,492           | 7 MO S/L      | 6,492  | 0       |
| 661   | Heater (classrooms 1 2 & 3)                  | 1/12/09         | 1,575  |       |               | 1,575           | 7 MO S/L      | 1,575  | 0       |
| 662   | Hydropower Pool Chairlift                    | 6/11/09         | 1,478  |       |               | 1,478           | 5 MO S/L      | 1,478  | 0       |
| 663   | Hydropower Pool Chairlift                    | 6/11/09         | 1,885  |       |               | 1,885           | 5 MO S/L      | 1,885  | 0       |
| 664   | Volleyball Standards                         | 6/05/09         | 1,200  |       |               | 1,200           | 7 MO S/L      | 1,200  | 0       |
| 665   | Volleyball Standards                         | 6/05/09         | 4,260  |       |               | 4,260           | 7 MO S/L      | 4,260  | 0       |
| 671   | Security Camera System                       | 10/29/09        | 2,662  |       |               | 2,662           | 5 MO S/L      | 2,662  | 0       |
| 673   | 3 ton A/C Condensor                          | 9/27/10         | 3,450  |       |               | 3,450           | 7 MO S/L      | 3,450  | 0       |
| 674   | 15 ton A/C TBA                               | 5/12/10         | 13,300 |       |               | 13,300          | 7 MO S/L      | 13,300 | 0       |
| 675   | 4 Ton A/C - Main Building                    | 5/12/10         | 8,400  |       |               | 8,400           | 7 MO S/L      | 8,400  | 0       |
| 676   | 10 Ton A/C - Men's Locker Room               | 5/12/10         | 11,300 |       |               | 11,300          | 7 MO S/L      | 11,300 | 0       |
| 677   | Front Lobby A/C Condensing Coil              | 12/02/10        | 1,450  |       |               | 1,450           | 7 MO S/L      | 1,450  | 0       |
| 682   | Pool Deck                                    | 12/22/10        | 12,900 |       |               | 12,900          | 7 MO S/L      | 12,900 | 0       |
| 683   | Fence-VPK playground                         | 4/01/10         | 3,000  |       |               | 3,000           | 5 MO S/L      | 3,000  | 0       |
| 684   | Front Overhang/Sofet                         | 10/24/10        | 1,750  |       |               | 1,750           | 5 MO S/L      | 1,750  | 0       |
| 693   | Security System/Pool Monitoring system       | 3/24/10         | 3,105  |       |               | 3,105           | 5 MO S/L      | 3,105  | 0       |
| 695   | Free Standing Floor Open Rack                | 6/30/10         | 650    |       |               | 650             | 5 MO S/L      | 650    | 0       |
| 696   | Spin Room Audio Solutions: Bogen Amplif      | 6/30/10         | 1,129  |       |               | 1,129           | 5 MO S/L      | 1,129  | 0       |
| 698   | PA System/Peavey Escort 30                   | 7/23/10         | 650    |       |               | 650             | 5 MO S/L      | 650    | 0       |
| 699   | Water Fountain-Aerobics Room                 | 9/23/10         | 769    |       |               | 769             | 5 MO S/L      | 769    | 0       |
| 702   | Exterior Window Blinds-Multi Purpose Roc     | 8/09/10         | 2,268  |       |               | 2,268           | 5 MO S/L      | 2,268  | 0       |
| 703   | POOL COMPUTER-CHEMICAL MGMT :                | 8/01/10         | 11,377 |       |               | 11,377          | 5 MO S/L      | 11,377 | 0       |
| 704   | 3.5 T A/C Condensor                          | 8/17/11         | 1,750  |       |               | 1,750           | 5 MO S/L      | 1,750  | 0       |
| 705   | Pressure Modification System for Pool        | 8/24/11         | 1,167  |       |               | 1,167           | 7 MO S/L      | 1,167  | 0       |
|       | Sold/Scrapped: 12/31/23                      |                 |        |       |               |                 |               |        |         |
| 707   | Motor Controller                             | 5/02/11         | 1,782  |       |               | 1,782           | 5 MO S/L      | 1,782  | 0       |
| 708   | Basketball Winch motors                      | 3/09/11         | 4,550  |       |               | 4,550           | 5 MO S/L      | 4,550  | 0       |
| 711   | Pool Renovations                             | 1/05/11         | 45,128 |       |               | 45,128          | 15 MO S/L     | 36,102 | 3,009   |
| 714   | Road Sign - SW Farm Road                     | 11/21/12        | 1,450  |       |               | 1,450           | 5 MO S/L      | 1,450  | 0       |
| 715   | A/C Compressor                               | 9/13/12         | 1,650  |       |               | 1,650           | 5 MO S/L      | 1,650  | 0       |
| 716   | File Server                                  | 2/01/12         | 4,983  |       |               | 4,983           | 5 MO S/L      | 4,983  | 0       |
| 719   | AED for soccer fields                        | 9/28/12         | 1,600  |       |               | 1,600           | 5 MO S/L      | 1,600  | 0       |
| 721   | 11 Cybex Treadmills/2 ARC Trainers           | 4/02/12         | 63,329 |       |               | 63,329          | 5 MO S/L      | 63,329 | 0       |
| 722   | 3.5T A/C Unit - Gym                          | 5/08/13         | 3,300  |       |               | 3,300           | 7 MO S/L      | 3,300  | 0       |
| 723   | Evaporator Coil - A/C Unit - Daycare         | 6/19/13         | 2,500  |       |               | 2,500           | 7 MO S/L      | 2,500  | 0       |
| 725   | 2011 Kawasaki KAF400 Mule                    | 10/08/13        | 7,445  |       |               | 7,445           | 5 MO S/L      | 7,445  | 0       |
| 727   | Whirlpool 26.4 Cu Ft Side by Side Refriger   | 7/08/13         | 1,336  |       |               | 1,336           | 7 MO S/L      | 1,336  | 0       |
| 728   | (7) Ellipticals & (3) Recumbant Bikes - Jule | 8/29/13         | 47,923 |       |               | 47,923          | 5 MO S/L      | 47,923 | 0       |
| 734   | Fence - Camp Area                            | 5/23/14         | 1,800  |       |               | 1,800           | 5 MO S/L      | 1,800  | 0       |
| 735   | Windows - Lobby                              | 5/28/14         | 15,965 |       |               | 15,965          | 15 MO S/L     | 9,136  | 1,064   |
| 736   | Flooring - Multipurpose Room Spin Room       | 9/01/14         | 10,884 |       |               | 10,884          | 5 MO S/L      | 10,884 | 0       |
|       | Sold/Scrapped: 12/31/23                      |                 |        |       |               |                 |               |        |         |
| 741   | Condenser - Outside Air Unit                 | 5/27/14         | 2,975  |       |               | 2,975           | 7 MO S/L      | 2,975  | 0       |
| 742   | Condenser - Fitness Room                     | 7/29/14         | 2,975  |       |               | 2,975           | 7 MO S/L      | 2,975  | 0       |
| 744   | Compressor - First Stage Fitness Unit        | 8/13/14         | 4,575  |       |               | 4,575           | 7 MO S/L      | 4,575  | 0       |
| 745   | Blower Wheel - Fresh Air Unit - Gym/Fitne    | 3/24/14         | 2,300  |       |               | 2,300           | 5 MO S/L      | 2,300  | 0       |
| 754   | Treadmills/Stairclimber                      | 3/01/14         | 22,381 |       |               | 22,381          | 5 MO S/L      | 22,381 | 0       |
| 756   | Laptop MacBook Pro 2011 model                | 1/15/15         | 1,700  |       |               | 1,700           | 5 MO S/L      | 1,700  | 0       |
|       | Sold/Scrapped: 12/31/23                      |                 |        |       |               |                 |               |        |         |
| 759   | Bayshore Front Doors                         | 9/29/15         | 5,430  |       |               | 5,430           | 15 MO S/L     | 2,624  | 362     |
| 760   | Stepmills (2)                                | 8/01/15         | 11,429 |       |               | 11,429          | 5 MO S/L      | 11,429 | 0       |
| 761   | Ultra Elegant Gigabit IP Phone System        | 3/01/15         | 17,805 |       |               | 17,805          | 5 MO S/L      | 17,805 | 0       |
| 762   | A/C Unit - locker rooms                      | 3/31/15         | 16,300 |       |               | 16,300          | 7 MO S/L      | 16,300 | 0       |
| 763   | Evaporator Coils (2) - multipurpose room     | 5/26/15         | 3,200  |       |               | 3,200           | 7 MO S/L      | 3,200  | 0       |
| 765   | A/C Unit Teddy Bear 15 ton                   | 12/17/15        | 8,000  |       |               | 8,000           | 7 MO S/L      | 8,000  | 0       |
| 767   | Pool Lights                                  | 12/31/15        | 7,000  |       |               | 7,000           | 5 MO S/L      | 7,000  | 0       |
| 769   | Fan Motor and Blower                         | 8/26/15         | 1,658  |       |               | 1,658           | 5 MO S/L      | 1,658  | 0       |
| 770   | Condensor                                    | 8/17/15         | 1,800  |       |               | 1,800           | 7 MO S/L      | 1,800  | 0       |
| 771   | Compressor                                   | 7/22/15         | 1,664  |       |               | 1,664           | 7 MO S/L      | 1,664  | 0       |
| 772   | 200 Amp Electrical meter                     | 12/15/15        | 1,950  |       |               | 1,950           | 15 MO S/L     | 921    | 130     |
| 774   | 1999 International Bus                       | 4/21/15         | 7,208  |       |               | 7,208           | 5 MO S/L      | 7,208  | 0       |
|       | Sold/Scrapped: 12/31/23                      |                 |        |       |               |                 |               |        |         |
| 775   | 1999 Freightliner Bus                        | 12/31/15        | 4,200  |       |               | 4,200           | 5 MO S/L      | 4,200  | 0       |
| 777   | Circulating Pool Pump                        | 6/02/15         | 7,395  |       |               | 7,395           | 5 MO S/L      | 7,395  | 0       |
| 778   | Basketball Tork Winch                        | 10/19/15        | 1,437  |       |               | 1,437           | 5 MO S/L      | 1,437  | 0       |
| 779   | Elliptical                                   | 8/01/15         | 6,595  |       |               | 6,595           | 5 MO S/L      | 6,595  | 0       |
| 780   | Barbell Rack                                 | 8/01/15         | 788    |       |               | 788             | 5 MO S/L      | 788    | 0       |
| 781   | 20-65 Weight Bars                            | 8/01/15         | 1,976  |       |               | 1,976           | 5 MO S/L      | 1,976  | 0       |
| 782   | Functional Trainer                           | 8/01/15         | 4,726  |       |               | 4,726           | 5 MO S/L      | 4,726  | 0       |
| 783   | Jungle Gym                                   | 8/01/15         | 12,289 |       |               | 12,289          | 5 MO S/L      | 12,289 | 0       |
| 784   | VR 1 Ab/Back Extension Light Wgt Stack       | 8/01/15         | 3,028  |       |               | 3,028           | 5 MO S/L      | 3,028  | 0       |

**Federal Asset Report**

**Form 990, Page 1**

| Asset | Description                         | Date In Service | Cost    | Bus % | Sec 179B Bonus | Basis for Depr | Per Conv Meth | Prior   | Current |
|-------|-------------------------------------|-----------------|---------|-------|----------------|----------------|---------------|---------|---------|
| 785   | VR 3 Fly/Rear Delt and Tricep Press | 8/01/15         | 6,383   |       |                | 6,383          | 5 MO S/L      | 6,383   | 0       |
| 791   | AC UNIT #6 5 TON                    | 6/22/16         | 4,275   |       |                | 4,275          | 7 MO S/L      | 3,970   | 305     |
| 792   | AC UNIT LOBBY GOODMAN 5 TON         | 11/08/16        | 4,375   |       |                | 4,375          | 7 MO S/L      | 3,854   | 521     |
| 793   | 2 AC COILS WO-1977                  | 7/27/16         | 4,785   |       |                | 4,785          | 7 MO S/L      | 4,386   | 399     |
| 795   | (4) 5'x12' 1 MULTI COLOR MARQUEE S  | 8/08/16         | 7,335   |       |                | 7,335          | 7 MO S/L      | 6,724   | 611     |
| 796   | Boiler Pump                         | 4/14/16         | 1,384   |       |                | 1,384          | 5 MO S/L      | 1,384   | 0       |
| 797   | LADIES LOCKER ROOM HOT WATER I      | 4/14/16         | 1,666   |       |                | 1,666          | 5 MO S/L      | 1,666   | 0       |
| 798   | POOL FENCE AND WINDSCREEN           | 12/14/16        | 3,400   |       |                | 3,400          | 5 MO S/L      | 3,400   | 0       |
| 799   | NEW ROOFS - ALL STUART CAMPUS       | 6/23/16         | 721,998 |       |                | 721,998        | 20 MO S/L     | 213,591 | 36,100  |
| 800   | AEROBICS ROOM FLOOR                 | 12/13/16        | 17,799  |       |                | 17,799         | 7 MO S/L      | 15,468  | 2,331   |
| 801   | AC UNIT TEDDY BEAR                  | 2/29/16         | 16,300  |       |                | 16,300         | 7 MO S/L      | 15,912  | 388     |
| 802   | AC HANDLER IN GYM                   | 4/29/16         | 7,400   |       |                | 7,400          | 7 MO S/L      | 7,048   | 352     |
| 803   | POOL HEATER                         | 1/31/16         | 2,800   |       |                | 2,800          | 5 MO S/L      | 2,800   | 0       |
| 804   | Window tinting                      | 12/31/05        | 4,875   |       |                | 4,875          | 5 MO S/L      | 4,875   | 0       |
| 805   | POOL TARP                           | 12/21/16        | 3,699   |       |                | 3,699          | 5 MO S/L      | 3,699   | 0       |
| 806   | JONTI MOBILE ART AFTER SCHOOL C     | 2/25/16         | 1,096   |       |                | 1,096          | 5 MO S/L      | 1,096   | 0       |
| 807   | 6 SEAT STROLLER TODDLERS            | 11/01/16        | 1,357   |       |                | 1,357          | 5 MO S/L      | 1,357   | 0       |
| 2005  | Water/Sewer Lines                   | 1/31/04         | 11,784  |       |                | 11,784         | 15 MO S/L     | 11,784  | 0       |
| 2012  | 1 Lexmark T630 Laser Printer        | 2/09/04         | 775     |       |                | 775            | 5 MO S/L      | 775     | 0       |
|       | Sold/Scrapped: 12/31/23             |                 |         |       |                |                |               |         |         |
| 2030  | Air Condensor Coil                  | 5/05/04         | 4,700   |       |                | 4,700          | 15 MO S/L     | 4,700   | 0       |
| 2031  | IMPRV. O/T BLDG                     | 7/01/99         | 3,266   |       |                | 3,266          | 7 MO S/L      | 3,266   | 0       |
| 2032  | BLDG IMPROVEMENTS                   | 7/01/99         | 67,076  |       |                | 67,076         | 39 MO S/L     | 40,418  | 1,720   |
| 2050  | Refurbish Men's Room off Gym        | 6/23/04         | 1,488   |       |                | 1,488          | 15 MO S/L     | 1,488   | 0       |
| 2060  | Septic Tank Pump                    | 8/12/04         | 1,193   |       |                | 1,193          | 7 MO S/L      | 1,193   | 0       |
| 2070  | Fire Sprinkler System               | 8/28/04         | 1,133   |       |                | 1,133          | 7 MO S/L      | 1,133   | 0       |
| 2071  | SEWER                               | 6/30/00         | 980     |       |                | 980            | 0 -- Land     | 0       | 0       |
| 2072  | Electric for Irrigation             | 5/31/02         | 900     |       |                | 900            | 0 -- Land     | 0       | 0       |
| 2073  | 29 Passanger Bus                    | 8/30/02         | 44,408  |       |                | 44,408         | 5 MO S/L      | 44,408  | 0       |
| 2074  | 2 SOCCER GOALS                      | 6/30/99         | 697     |       |                | 697            | 7 MO S/L      | 697     | 0       |
| 2075  | BLEACHERS-BASKETBALL                | 2/27/00         | 600     |       |                | 600            | 7 MO S/L      | 600     | 0       |
| 2077  | Lockers                             | 11/01/02        | 3,665   |       |                | 3,665          | 7 MO S/L      | 3,665   | 0       |
| 2078  | Pool Furniture                      | 11/01/02        | 4,590   |       |                | 4,590          | 7 MO S/L      | 4,590   | 0       |
|       | Sold/Scrapped: 12/31/23             |                 |         |       |                |                |               |         |         |
| 2080  | Playground Equipment                | 2/28/03         | 50,583  |       |                | 50,583         | 7 MO S/L      | 50,583  | 0       |
| 2081  | 1 Laser Printer                     | 2/01/04         | 775     |       |                | 775            | 5 MO S/L      | 775     | 0       |
|       | Sold/Scrapped: 12/31/23             |                 |         |       |                |                |               |         |         |
| 10100 | 4 Precor lower body equipment       | 2/01/04         | 11,560  |       |                | 11,560         | 5 MO S/L      | 11,560  | 0       |
| 10101 | TRUE STRETCH STATION                | 1/27/16         | 2,099   |       |                | 2,099          | 5 MO S/L      | 2,099   | 0       |
| 10102 | Pool                                | 12/31/18        | 9,191   |       |                | 9,191          | 7 MO S/L      | 5,252   | 1,313   |
| 10103 | A/C in Aerobic and Spin             | 12/31/18        | 31,375  |       |                | 31,375         | 5 MO S/L      | 25,100  | 6,275   |
| 10104 | Fire Alarm Equip                    | 12/31/18        | 1,475   |       |                | 1,475          | 31 MO S/L     | 187     | 47      |
| 10105 | Equipment                           | 7/01/19         | 4,502   |       |                | 4,502          | 7 MO S/L      | 2,251   | 643     |
| 10106 | EQUIPMENT                           | 3/01/19         | 5,199   |       |                | 5,199          | 7 MO S/L      | 2,847   | 743     |
|       | Sold/Scrapped: 12/31/23             |                 |         |       |                |                |               |         |         |
| 10107 | EQUIPMENT                           | 5/01/19         | 3,081   |       |                | 3,081          | 7 MO S/L      | 1,614   | 440     |
|       | Sold/Scrapped: 12/31/23             |                 |         |       |                |                |               |         |         |
| 10108 | EQUIPMENT                           | 1/01/19         | 7,760   |       |                | 7,760          | 7 MO S/L      | 4,434   | 1,109   |
|       | Sold/Scrapped: 12/31/23             |                 |         |       |                |                |               |         |         |
| 10109 | EQUIPMENT                           | 2/01/19         | 7,760   |       |                | 7,760          | 7 MO S/L      | 4,342   | 1,108   |
|       | Sold/Scrapped: 12/31/23             |                 |         |       |                |                |               |         |         |
| 10110 | EQUIPMENT                           | 11/01/19        | 10,676  |       |                | 10,676         | 7 MO S/L      | 4,830   | 1,525   |
|       | Sold/Scrapped: 12/31/23             |                 |         |       |                |                |               |         |         |
| 10111 | EQUIPMENT                           | 12/31/19        | 3,173   |       |                | 3,173          | 7 MO S/L      | 1,360   | 453     |
|       | Sold/Scrapped: 12/31/23             |                 |         |       |                |                |               |         |         |
| 10112 | EQUIPMENT                           | 3/01/19         | 13,700  |       |                | 13,700         | 7 MO S/L      | 7,502   | 1,958   |
|       | Sold/Scrapped: 12/31/23             |                 |         |       |                |                |               |         |         |
| 10113 | EQUIPMENT                           | 8/01/19         | 9,875   |       |                | 9,875          | 7 MO S/L      | 4,820   | 1,411   |
|       | Sold/Scrapped: 12/31/23             |                 |         |       |                |                |               |         |         |
| 10114 | BUILDING IMPROVEMENT                | 8/01/19         | 38,886  |       |                | 38,886         | 7 MO S/L      | 18,980  | 5,555   |
| 10115 | IRRIGATION - OUTDOOR CLASS          | 3/17/20         | 1,500   |       |                | 1,500          | 15 MO S/L     | 275     | 100     |
| 10116 | FENCING                             | 5/28/20         | 4,350   |       |                | 4,350          | 15 MO S/L     | 749     | 290     |
| 10117 | PLAYGROUND MULCH                    | 7/06/20         | 4,300   |       |                | 4,300          | 5 MO S/L      | 2,150   | 860     |
| 10118 | POOL FENCE                          | 8/04/20         | 1,800   |       |                | 1,800          | 15 MO S/L     | 290     | 120     |
| 10119 | CCTV SYSTEM                         | 9/15/20         | 3,915   |       |                | 3,915          | 10 MO S/L     | 913     | 392     |
| 10120 | A/C REPLACEMENT - MENS LOCKER F     | 12/14/20        | 13,600  |       |                | 13,600         | 15 MO S/L     | 1,889   | 907     |
| 10121 | SAVIN B/W BUY OUT                   | 4/29/20         | 10,377  |       |                | 10,377         | 5 MO S/L      | 5,535   | 2,075   |
| 10122 | BUSINESS FURNITURE                  | 8/11/20         | 12,501  |       |                | 12,501         | 7 MO S/L      | 4,316   | 1,786   |
| 10123 | Business Center Reno                | 8/11/20         | 4,900   |       |                | 4,900          | 15 MO S/L     | 789     | 327     |
| 10124 | HOT WATER HEATER                    | 9/02/20         | 1,379   |       |                | 1,379          | 10 MO S/L     | 322     | 138     |
| 10125 | AIR COMPRESSOR                      | 9/02/20         | 2,395   |       |                | 2,395          | 10 MO S/L     | 559     | 239     |

**Federal Asset Report**

**Form 990, Page 1**

| Asset                                    | Description               | Date<br>In Service | Cost              | Bus<br>% | Sec<br>179 | Bonus | Basis<br>for Depr | PerConv Meth | Prior            | Current        |
|--|---------------------------|--------------------|-------------------|----------|------------|-------|-------------------|--------------|------------------|----------------|
| 10126                                    | A/C Replacement           | 8/12/20            | 20,269            |          |            |       | 20,269            | 15 MO S/L    | 3,266            | 1,351          |
| 10127                                    | Bayshore Kitchen Remodel  | 7/06/20            | 12,226            |          |            |       | 12,226            | 39 MO S/L    | 784              | 313            |
| 10128                                    | Roof Repair               | 10/20/20           | 1,145             |          |            |       | 1,145             | 10 MO S/L    | 248              | 114            |
| 10129                                    | Fire Sprinklers           | 10/20/20           | 1,010             |          |            |       | 1,010             | 39 MO S/L    | 56               | 26             |
| 10130                                    | Pool Electric             | 10/20/20           | 2,167             |          |            |       | 2,167             | 10 MO S/L    | 470              | 216            |
| 10131                                    | New Gym Floors            | 2/22/21            | 17,400            |          |            |       | 17,400            | 15 MO S/L    | 2,127            | 1,160          |
| 10132                                    | Doors Repaired            | 10/31/21           | 1,250             |          |            |       | 1,250             | 10 MO S/L    | 146              | 125            |
| 10133                                    | Levono Thinkbook          | 11/22/21           | 1,244             |          |            |       | 1,244             | 5 MO S/L     | 270              | 248            |
| 10134                                    | Pool Side Removal         | 1/18/21            | 3,500             |          |            |       | 3,500             | 15 MO S/L    | 447              | 234            |
| 10135                                    | Backwash & Stenner Pump   | 9/22/21            | 2,607             |          |            |       | 2,607             | 7 MO S/L     | 465              | 373            |
| 10136                                    | Tent Cover Poles          | 6/16/21            | 1,266             |          |            |       | 1,266             | 7 MO S/L     | 271              | 181            |
| 10137                                    | Tent Covers               | 7/17/21            | 1,161             |          |            |       | 1,161             | 7 MO S/L     | 235              | 166            |
| 10138                                    | Refrigartor               | 9/02/21            | 2,000             |          |            |       | 2,000             | 7 MO S/L     | 381              | 286            |
| 10139                                    | Rubber Hex Dumbbells      | 6/02/21            | 1,586             |          |            |       | 1,586             | 7 MO S/L     | 359              | 226            |
| 10140                                    | Field Lift Station Repair | 11/04/21           | 4,302             |          |            |       | 4,302             | 7 MO S/L     | 717              | 615            |
| 10142                                    | Gym Wall Padding          | 6/02/21            | 10,255            |          |            |       | 10,255            | 7 MO S/L     | 2,320            | 1,465          |
| 10143                                    | Gym Floor Power Supply    | 6/15/21            | 1,300             |          |            |       | 1,300             | 7 MO S/L     | 294              | 186            |
| 10144                                    | 2019 Ford T350 Van        | 7/25/22            | 45,435            |          |            |       | 45,435            | 5 MO S/L     | 3,786            | 9,087          |
| 10145                                    | 2014 Thomas C2            | 11/16/22           | 50,000            |          |            |       | 50,000            | 5 MO S/L     | 833              | 10,000         |
| 10146                                    | Tables/Charis/Chair Dolly | 5/18/22            | 9,283             |          |            |       | 9,283             | 7 MO S/L     | 774              | 1,326          |
| 10147                                    | Playground Improvements   | 12/31/22           | 16,640            |          |            |       | 16,640            | 7 MO S/L     | 0                | 2,377          |
| 10148                                    | Soccer Field              | 12/31/22           | 158,240           |          |            |       | 158,240           | 15 MO S/L    | 0                | 10,549         |
| 10149                                    | Field Irrigation System   | 12/31/22           | 44,221            |          |            |       | 44,221            | 15 MO S/L    | 0                | 2,948          |
| 10150                                    | Field Project             | 12/31/22           | 164,500           |          |            |       | 164,500           | 15 MO S/L    | 0                | 10,967         |
| 10151                                    | Outdoor Classroom         | 12/31/22           | 15,000            |          |            |       | 15,000            | 7 MO S/L     | 0                | 2,143          |
| 10152                                    | Flooring                  | 12/31/22           | 15,909            |          |            |       | 15,909            | 15 MO S/L    | 0                | 1,061          |
| 10153                                    | Pool Reno                 | 12/31/22           | 19,047            |          |            |       | 19,047            | 15 MO S/L    | 0                | 1,270          |
| 10154                                    | Multi-Purpose Room Reno   | 12/31/22           | 5,475             |          |            |       | 5,475             | 15 MO S/L    | 0                | 365            |
| 10155                                    | Lift Station              | 12/31/22           | 7,159             |          |            |       | 7,159             | 10 MO S/L    | 0                | 716            |
| 10156                                    | Indiantown Pool           | 12/31/23           | 256,521           |          |            |       | 256,521           | 7 MO S/L     | 0                | 0              |
| 10157                                    | Fitness Area Indiantown   | 12/31/23           | 41,100            |          |            |       | 41,100            | 7 MO S/L     | 0                | 0              |
| 10158                                    | Thomas Bus CFP9578        | 12/31/23           | 50,000            |          |            |       | 50,000            | 5 MO S/L     | 0                | 0              |
| 10159                                    | Preschool Doors           | 12/31/23           | 10,106            |          |            |       | 10,106            | 5 MO S/L     | 0                | 0              |
| 10160                                    | Drinking fountains        | 12/31/23           | 8,680             |          |            |       | 8,680             | 5 MO S/L     | 0                | 0              |
| 10161                                    | Sign and Lighting         | 12/31/23           | 76,055            |          |            |       | 76,055            | 15 MO S/L    | 0                | 0              |
| 10162                                    | Commercial Pump           | 12/31/23           | 8,679             |          |            |       | 8,679             | 5 MO S/L     | 0                | 0              |
| 10163                                    | Waterheater Bayshore      | 12/31/23           | 2,755             |          |            |       | 2,755             | 5 MO S/L     | 0                | 0              |
| 10164                                    | Actuator Pump             | 12/31/23           | 4,680             |          |            |       | 4,680             | 5 MO S/L     | 0                | 0              |
| 10165                                    | Siggnage and Bay Lights   | 12/31/23           | 25,246            |          |            |       | 25,246            | 10 MO S/L    | 0                | 0              |
| 10166                                    | Soccer Field Lift Station | 12/31/23           | 7,779             |          |            |       | 7,779             | 7 MO S/L     | 0                | 0              |
| <b>Total Other Depreciation</b>          |                           |                    | <u>11,112,735</u> |          |            |       | <u>11,112,735</u> |              | <u>7,103,498</u> | <u>319,597</u> |
| <b>Total ACRS and Other Depreciation</b> |                           |                    | <u>11,112,735</u> |          |            |       | <u>11,112,735</u> |              | <u>7,103,498</u> | <u>319,597</u> |
| <b>Grand Totals</b>                      |                           |                    | 11,115,925        |          |            |       | 11,114,330        |              | 7,106,688        | 319,597        |
| <b>Less: Dispositions and Transfers</b>  |                           |                    | 358,812           |          |            |       | 357,217           |              | 305,011          | 22,882         |
| <b>Less: Start-up/Org Expense</b>        |                           |                    | 0                 |          |            |       | 0                 |              | 0                | 0              |
| <b>Net Grand Totals</b>                  |                           |                    | <u>10,757,113</u> |          |            |       | <u>10,757,113</u> |              | <u>6,801,677</u> | <u>296,715</u> |

**FL Asset Report**

**Form 990, Page 1**

| Asset                      | Description             | Date In Service | Cost         | Basis for Depr | FL Prior     | FL Current | Federal Current | Difference Fed - FL |
|----------------------------|-------------------------|-----------------|--------------|----------------|--------------|------------|-----------------|---------------------|
| <b>Prior MACRS:</b>        |                         |                 |              |                |              |            |                 |                     |
| 567                        | Sign                    | 11/01/03        | 3,190        | 1,595          | 3,190        | 0          | 0               | 0                   |
|                            | Sold/Scrapped: 12/31/23 |                 |              |                |              |            |                 |                     |
|                            |                         |                 | <u>3,190</u> | <u>1,595</u>   | <u>3,190</u> | <u>0</u>   | <u>0</u>        | <u>0</u>            |
| <b>Other Depreciation:</b> |                         |                 |              |                |              |            |                 |                     |
| 6                          | AUXILLARY GYM           | 10/15/87        | 744,854      | 744,854        | 743,626      | 1,228      | 1,228           | 0                   |
| 7                          | POOL                    | 12/15/87        | 196,277      | 196,277        | 196,277      | 0          | 0               | 0                   |
| 9                          | POOL                    | 6/01/88         | 8,666        | 8,666          | 8,666        | 0          | 0               | 0                   |
| 11                         | GYM PARKING LOT         | 7/01/90         | 651,169      | 651,169        | 651,169      | 0          | 0               | 0                   |
| 12                         | CHILD CARE CENTER       | 2/21/91         | 81,338       | 81,338         | 81,338       | 0          | 0               | 0                   |
| 16                         | Pilates Equip           | 3/15/05         | 23,419       | 23,419         | 23,419       | 0          | 0               | 0                   |
| 17                         | GYM FLOOR               | 6/01/95         | 1,575        | 1,575          | 1,379        | 50         | 50              | 0                   |
| 20                         | GYM EXIT DOOR           | 12/01/95        | 927          | 927            | 927          | 0          | 0               | 0                   |
| 22                         | FIRE ALARM SYSTEM       | 4/30/96         | 7,200        | 7,200          | 6,114        | 229        | 229             | 0                   |
| 23                         | SINK AND CABINET        | 8/30/96         | 765          | 765            | 765          | 0          | 0               | 0                   |
| 25                         | LAND                    | 10/15/87        | 127,158      | 127,158        | 0            | 0          | 0               | 0                   |
| 26                         | REPAVE EAST PARKING     | 11/01/95        | 3,000        | 3,000          | 0            | 0          | 0               | 0                   |
| 28                         | LAND CLEARING           | 6/30/96         | 1,425        | 1,425          | 0            | 0          | 0               | 0                   |
|                            | Sold/Scrapped: 12/31/23 |                 |              |                |              |            |                 |                     |
| 29                         | HOCKEY PARKING LOT      | 12/31/96        | 450          | 450            | 0            | 0          | 0               | 0                   |
|                            | Sold/Scrapped: 12/31/23 |                 |              |                |              |            |                 |                     |
| 66                         | STAGE                   | 12/07/87        | 500          | 500            | 500          | 0          | 0               | 0                   |
|                            | Sold/Scrapped: 12/31/23 |                 |              |                |              |            |                 |                     |
| 82                         | STACK CHAIRS            | 12/19/84        | 1,442        | 1,442          | 1,442        | 0          | 0               | 0                   |
|                            | Sold/Scrapped: 12/31/23 |                 |              |                |              |            |                 |                     |
| 83                         | PICNIC TABLES           | 12/31/89        | 2,500        | 2,500          | 2,500        | 0          | 0               | 0                   |
|                            | Sold/Scrapped: 12/31/23 |                 |              |                |              |            |                 |                     |
| 98                         | CANOES                  | 7/01/90         | 1,000        | 1,000          | 1,000        | 0          | 0               | 0                   |
|                            | Sold/Scrapped: 12/31/23 |                 |              |                |              |            |                 |                     |
| 149                        | AEROBIC STEPS           | 4/30/96         | 1,300        | 1,300          | 1,300        | 0          | 0               | 0                   |
| 160                        | POOL SIDE               | 3/01/97         | 19,900       | 19,900         | 19,900       | 0          | 0               | 0                   |
| 167                        | PAVING RINK             | 1/01/97         | 500          | 500            | 0            | 0          | 0               | 0                   |
|                            | Sold/Scrapped: 12/31/23 |                 |              |                |              |            |                 |                     |
| 169                        | WELL PHASE II           | 12/01/97        | 1,609        | 1,609          | 0            | 0          | 0               | 0                   |
| 171                        | SOCCER FIELD FILL       | 12/01/97        | 678          | 678            | 0            | 0          | 0               | 0                   |
| 174                        | WOOD WORKING            | 11/01/97        | 1,575        | 1,575          | 1,575        | 0          | 0               | 0                   |
|                            | Sold/Scrapped: 12/31/23 |                 |              |                |              |            |                 |                     |
| 183                        | PLASTIC LOCKERS         | 10/01/97        | 9,642        | 9,642          | 9,642        | 0          | 0               | 0                   |
|                            | Sold/Scrapped: 12/31/23 |                 |              |                |              |            |                 |                     |
| 190                        | SECURITY FENCE          | 12/31/97        | 1,540        | 1,540          | 1,540        | 0          | 0               | 0                   |
| 197                        | TRANSPORT MACHINE       | 3/01/97         | 6,480        | 6,480          | 6,480        | 0          | 0               | 0                   |
|                            | Sold/Scrapped: 12/31/23 |                 |              |                |              |            |                 |                     |
| 202                        | FIRE ALARM              | 3/01/97         | 8,220        | 8,220          | 8,220        | 0          | 0               | 0                   |
| 205                        | PHASE II BUILDING       | 3/01/97         | 1,272,538    | 1,272,538      | 1,043,616    | 40,398     | 40,398          | 0                   |
| 206                        | OFFICE RENOVATION       | 3/10/98         | 1,695        | 1,695          | 1,695        | 0          | 0               | 0                   |
|                            | Sold/Scrapped: 12/31/23 |                 |              |                |              |            |                 |                     |
| 207                        | AEROBIC ROOM DOOR       | 6/30/98         | 2,100        | 2,100          | 2,100        | 0          | 0               | 0                   |
| 211                        | LOCKER ROOM TILE        | 12/31/98        | 6,802        | 6,802          | 6,802        | 0          | 0               | 0                   |
|                            | Sold/Scrapped: 12/31/23 |                 |              |                |              |            |                 |                     |
| 213                        | DUMBELLS & RACK         | 3/25/98         | 1,958        | 1,958          | 1,958        | 0          | 0               | 0                   |
| 215                        | EXERCISE WEIGHTS        | 5/31/98         | 653          | 653            | 653          | 0          | 0               | 0                   |
| 225                        | OFFICE FURNITURE        | 10/08/98        | 580          | 580            | 580          | 0          | 0               | 0                   |
| 230                        | LIFEGUARD CHAIR         | 12/31/98        | 1,765        | 1,765          | 1,765        | 0          | 0               | 0                   |
|                            | Sold/Scrapped: 12/31/23 |                 |              |                |              |            |                 |                     |
| 336                        | OFFICE FURNITURE        | 3/31/96         | 800          | 800            | 800          | 0          | 0               | 0                   |
|                            | Sold/Scrapped: 12/31/23 |                 |              |                |              |            |                 |                     |
| 337                        | 30X60 DESK              | 6/30/96         | 474          | 474            | 474          | 0          | 0               | 0                   |
|                            | Sold/Scrapped: 12/31/23 |                 |              |                |              |            |                 |                     |
| 339                        | 30in 4 DRAWER FILE      | 6/30/96         | 299          | 299            | 299          | 0          | 0               | 0                   |
|                            | Sold/Scrapped: 12/31/23 |                 |              |                |              |            |                 |                     |
| 343                        | CREDENZA                | 12/30/96        | 339          | 339            | 339          | 0          | 0               | 0                   |
|                            | Sold/Scrapped: 12/31/23 |                 |              |                |              |            |                 |                     |
| 344                        | 29X36 BOOKCASE          | 12/31/96        | 117          | 117            | 117          | 0          | 0               | 0                   |
|                            | Sold/Scrapped: 12/31/23 |                 |              |                |              |            |                 |                     |
| 345                        | 29X36 BOOKCASE          | 12/31/96        | 109          | 109            | 109          | 0          | 0               | 0                   |
|                            | Sold/Scrapped: 12/31/23 |                 |              |                |              |            |                 |                     |
| 346                        | 29X36 BOOKCASE          | 12/31/96        | 117          | 117            | 117          | 0          | 0               | 0                   |

**FL Asset Report**

**Form 990, Page 1**

| Asset | Description  | Date In Service | Cost    | Basis for Depr | FL Prior | FL Current | Federal Current | Difference Fed - FL |
|-------|--|-----------------|---------|----------------|----------|------------|-----------------|---------------------|
| 347   | Sold/Scrapped: 12/31/23<br>20X66 STOR CREDENZA                       | 12/31/96        | 309     | 309            | 309      | 0          | 0               | 0                   |
| 348   | Sold/Scrapped: 12/31/23<br>2 DRAWER VERT FILE                        | 12/31/96        | 113     | 113            | 113      | 0          | 0               | 0                   |
| 349   | Sold/Scrapped: 12/31/23<br>20X66 CREDENZA                            | 12/31/96        | 309     | 309            | 309      | 0          | 0               | 0                   |
| 350   | Sold/Scrapped: 12/31/23<br>4 DRAWER 30in LAT FILE                    | 12/31/96        | 319     | 319            | 319      | 0          | 0               | 0                   |
| 363   | Sold/Scrapped: 12/31/23<br>BLEACHERS                                 | 1/25/99         | 795     | 795            | 795      | 0          | 0               | 0                   |
| 364   | Sold/Scrapped: 12/31/23<br>ALUM - BLEACHERS                          | 1/25/99         | 600     | 600            | 600      | 0          | 0               | 0                   |
| 385   | GYMSIGN  | 3/31/99         | 635     | 635            | 635      | 0          | 0               | 0                   |
| 395   | DIGIBD AND INSTALL   | 3/31/99         | 3,074   | 3,074          | 3,074    | 0          | 0               | 0                   |
| 408   | Renovations-new after school/camp room                               | 7/01/17         | 111,400 | 111,400        | 40,847   | 7,426      | 7,426           | 0                   |
| 409   | Flooring Pilates room  | 11/09/17        | 5,740   | 5,740          | 4,237    | 820        | 820             | 0                   |
| 412   | Fire Alarm Panel   | 10/18/17        | 3,690   | 3,690          | 1,271    | 246        | 246             | 0                   |
| 413   | Manway Cover   | 4/26/17         | 1,058   | 1,058          | 400      | 70         | 70              | 0                   |
| 415   | Lifeguard Office split AC unit                                       | 6/19/17         | 2,600   | 2,600          | 367      | 66         | 66              | 0                   |
| 417   | Indiantown Fire Alarm Panel  | 12/01/17        | 2,670   | 2,670          | 905      | 178        | 178             | 0                   |
| 418   | Indiantown Pool Pump   | 6/01/17         | 1,953   | 1,953          | 1,558    | 279        | 279             | 0                   |
| 419   | Engine for PSL white bus   | 3/01/17         | 8,017   | 8,017          | 8,017    | 0          | 0               | 0                   |
| 420   | Sold/Scrapped: 12/31/23<br>Transmission flat nose bus                | 5/31/17         | 4,391   | 4,391          | 4,391    | 0          | 0               | 0                   |
| 421   | Sold/Scrapped: 12/31/23<br>File Server                               | 2/21/17         | 8,685   | 8,685          | 7,237    | 1,241      | 1,241           | 0                   |
| 422   | Sold/Scrapped: 12/31/23<br>NEO 240 ice machine                       | 5/17/17         | 2,580   | 2,580          | 2,058    | 368        | 368             | 0                   |
| 425   | Sold/Scrapped: 12/31/23<br>Back up drive/server                      | 5/15/17         | 2,272   | 2,272          | 2,272    | 0          | 0               | 0                   |
| 427   | Sold/Scrapped: 12/31/23<br>Indiantown Pool Fence                     | 4/01/17         | 1,048   | 1,048          | 861      | 150        | 150             | 0                   |
| 429   | 18x30 tent white   | 5/01/17         | 1,086   | 1,086          | 879      | 155        | 155             | 0                   |
| 430   | Sold/Scrapped: 12/31/23<br>18x30 tent white                          | 5/01/17         | 1,086   | 1,086          | 879      | 155        | 155             | 0                   |
| 431   | Sold/Scrapped: 12/31/23<br>Leased Equipment - 11 treadmills & 2 Recu | 5/01/17         | 71,782  | 71,782         | 58,109   | 10,255     | 10,255          | 0                   |
| 432   | Sold/Scrapped: 12/31/23<br>Summer Camp Playground Structure          | 1/31/17         | 79,820  | 79,820         | 67,467   | 11,403     | 11,403          | 0                   |
| 433   | Venture Contruction Locker Room                                      | 11/14/18        | 44,325  | 44,325         | 4,702    | 1,137      | 1,137           | 0                   |
| 434   | GYM PARKING LOT ADDITION   | 8/31/99         | 224,640 | 224,640        | 224,640  | 0          | 0               | 0                   |
| 435   | Locker Room Flooring   | 11/14/18        | 6,000   | 6,000          | 1,667    | 400        | 400             | 0                   |
| 436   | Sold/Scrapped: 12/31/23<br>Toilets and Urinals for Locker Room       | 11/14/18        | 4,205   | 4,205          | 3,504    | 701        | 701             | 0                   |
| 437   | Equipment  | 12/31/18        | 20,144  | 20,144         | 16,115   | 4,029      | 4,029           | 0                   |
| 438   | Pool   | 12/31/18        | 3,650   | 3,650          | 2,086    | 521        | 521             | 0                   |
| 439   | IT Pool  | 12/31/18        | 71,575  | 71,575         | 57,260   | 14,315     | 14,315          | 0                   |
| 440   | Doors and Contacts   | 12/31/18        | 3,103   | 3,103          | 2,483    | 620        | 620             | 0                   |
| 441   | Carpet   | 12/31/18        | 4,359   | 4,359          | 3,487    | 872        | 872             | 0                   |
| 442   | Locker Room - Home Depot   | 12/31/18        | 1,646   | 1,646          | 1,317    | 329        | 329             | 0                   |
| 443   | Equipment  | 12/31/18        | 11,225  | 11,225         | 8,980    | 2,245      | 2,245           | 0                   |
| 444   | Pool Computer Equipment  | 12/31/18        | 2,439   | 2,439          | 1,951    | 488        | 488             | 0                   |
| 445   | Laptops and Signs  | 12/31/18        | 5,963   | 5,963          | 4,771    | 1,192      | 1,192           | 0                   |
| 446   | FENCE  | 6/30/00         | 2,225   | 2,225          | 2,225    | 0          | 0               | 0                   |
| 447   | Pool   | 12/31/18        | 2,439   | 2,439          | 1,394    | 348        | 348             | 0                   |
| 448   | Compressor   | 12/31/18        | 1,806   | 1,806          | 1,032    | 258        | 258             | 0                   |
| 449   | COMPUTER   | 10/31/00        | 1,100   | 1,100          | 1,100    | 0          | 0               | 0                   |
| 450   | Sold/Scrapped: 12/31/23<br>COMPUTER 2                                | 10/31/00        | 2,550   | 2,550          | 2,550    | 0          | 0               | 0                   |
| 451   | Sold/Scrapped: 12/31/23<br>Pool Fence                                | 12/31/18        | 1,000   | 1,000          | 267      | 66         | 66              | 0                   |
| 452   | Vehicle  | 12/31/18        | 7,805   | 7,805          | 6,244    | 1,561      | 1,561           | 0                   |
| 454   | Sold/Scrapped: 12/31/23<br>GYMNASIUM CURTAIN                         | 12/31/00        | 5,496   | 5,496          | 5,496    | 0          | 0               | 0                   |
| 466   | LOCKERS  | 2/15/00         | 20,561  | 20,561         | 20,561   | 0          | 0               | 0                   |
| 468   | SHUTTERS   | 6/30/00         | 3,618   | 3,618          | 3,618    | 0          | 0               | 0                   |
| 471   | MISC. FURNITURE & FIXTURES-LR/CC                                     | 10/31/00        | 39,922  | 39,922         | 39,922   | 0          | 0               | 0                   |
| 472   | TABLES/CHILDREN/LOCKER ROOM/CF                                       | 8/31/00         | 2,098   | 2,098          | 2,098    | 0          | 0               | 0                   |
| 474   | BLINDS IN TBA/LOCKER ROOM/CHIL                                       | 6/30/00         | 2,114   | 2,114          | 2,114    | 0          | 0               | 0                   |
| 476   | GOALS-SOCCER   | 10/31/00        | 5,679   | 5,679          | 5,679    | 0          | 0               | 0                   |



**FL Asset Report**

**Form 990, Page 1**

| Asset | Description                        | Date In Service | Cost      | Basis for Depr | FL Prior | FL Current | Federal Current | Difference Fed - FL |
|-------|------------------------------------|-----------------|-----------|----------------|----------|------------|-----------------|---------------------|
| 480   | PLAYGROUND/INDIANTOWN              | 12/31/00        | 3,871     | 3,871          | 3,871    | 0          | 0               | 0                   |
| 483   | PLAYGROUND                         | 7/31/00         | 20,873    | 20,873         | 20,873   | 0          | 0               | 0                   |
| 487   | SOCCER PAVILION                    | 6/15/00         | 98,949    | 98,949         | 98,949   | 0          | 0               | 0                   |
| 489   | PARKING LOT/LANDSCAPE              | 12/31/00        | 1,175     | 1,175          | 1,175    | 0          | 0               | 0                   |
| 491   | LOCKER ROOM                        | 5/10/00         | 431,855   | 431,855        | 245,548  | 11,074     | 11,074          | 0                   |
| 492   | CHILD CARE                         | 6/05/00         | 796,013   | 796,013        | 450,947  | 20,410     | 20,410          | 0                   |
| 494   | SOCCER FIELD                       | 11/20/00        | 235,070   | 235,070        | 0        | 0          | 0               | 0                   |
| 500   | Indiantown Building                | 11/01/02        | 1,807,761 | 1,807,761      | 934,782  | 46,353     | 46,353          | 0                   |
| 501   | Stuart Pool Renovations            | 1/15/02         | 279,983   | 279,983        | 279,983  | 0          | 0               | 0                   |
| 503   | Electric - Fitness Floor           | 5/31/02         | 1,446     | 1,446          | 1,446    | 0          | 0               | 0                   |
| 504   | PRKNG LOT- DICKERSON               | 7/01/99         | 40,000    | 40,000         | 40,000   | 0          | 0               | 0                   |
| 505   | LAND                               | 7/01/65         | 24,360    | 24,360         | 0        | 0          | 0               | 0                   |
| 507   | 29 Passanger Bus                   | 8/30/02         | 44,408    | 44,408         | 44,408   | 0          | 0               | 0                   |
| 509   | GYM FLOOR                          | 5/31/00         | 55,815    | 55,815         | 55,815   | 0          | 0               | 0                   |
| 510   | STUART FIELD FERTILIZER            | 4/30/01         | 1,071     | 1,071          | 0        | 0          | 0               | 0                   |
| 511   | ENGINEERING                        | 4/30/01         | 3,905     | 3,905          | 0        | 0          | 0               | 0                   |
| 512   | Classroom Equipment                | 11/01/02        | 1,531     | 1,531          | 1,531    | 0          | 0               | 0                   |
|       | Sold/Scrapped: 12/31/23            |                 |           |                |          |            |                 |                     |
| 513   | Classroom Equipment                | 11/01/02        | 88,018    | 88,018         | 88,018   | 0          | 0               | 0                   |
| 516   | TEDDY BEAR SOUND PROOFING          | 4/30/01         | 1,616     | 1,616          | 1,616    | 0          | 0               | 0                   |
| 519   | Classroom Signs                    | 11/01/02        | 1,004     | 1,004          | 1,004    | 0          | 0               | 0                   |
|       | Sold/Scrapped: 12/31/23            |                 |           |                |          |            |                 |                     |
| 521   | INDIANTOWN BUS                     | 9/30/01         | 42,422    | 42,422         | 42,422   | 0          | 0               | 0                   |
|       | Sold/Scrapped: 12/31/23            |                 |           |                |          |            |                 |                     |
| 522   | Renderings                         | 11/01/02        | 460       | 460            | 460      | 0          | 0               | 0                   |
|       | Sold/Scrapped: 12/31/23            |                 |           |                |          |            |                 |                     |
| 527   | Floor Safe                         | 11/01/02        | 885       | 885            | 885      | 0          | 0               | 0                   |
| 532   | TWO HUBS                           | 8/31/01         | 749       | 749            | 749      | 0          | 0               | 0                   |
| 534   | Fitness Equipment                  | 11/01/02        | 26,264    | 26,264         | 26,264   | 0          | 0               | 0                   |
|       | Sold/Scrapped: 12/31/23            |                 |           |                |          |            |                 |                     |
| 538   | MISCELLANEOUS EQUIPMENT            | 8/31/01         | 347       | 347            | 347      | 0          | 0               | 0                   |
| 541   | Misc. Start Up Furn. & Equip       | 1/31/03         | 4,884     | 4,884          | 4,884    | 0          | 0               | 0                   |
|       | Sold/Scrapped: 12/31/23            |                 |           |                |          |            |                 |                     |
| 546   | Classroom Misc                     | 3/31/03         | 4,203     | 4,203          | 4,203    | 0          | 0               | 0                   |
| 549   | ITS Router                         | 3/31/03         | 500       | 500            | 500      | 0          | 0               | 0                   |
|       | Sold/Scrapped: 12/31/23            |                 |           |                |          |            |                 |                     |
| 555   | Saturn Vue 2006                    | 7/01/06         | 18,887    | 18,887         | 18,887   | 0          | 0               | 0                   |
|       | Sold/Scrapped: 12/31/23            |                 |           |                |          |            |                 |                     |
| 557   | Leg Press                          | 12/01/03        | 2,389     | 2,389          | 2,389    | 0          | 0               | 0                   |
| 558   | A/C Coils                          | 8/31/03         | 7,046     | 7,046          | 7,046    | 0          | 0               | 0                   |
| 559   | 3 AED's                            | 8/31/03         | 6,939     | 6,939          | 6,939    | 0          | 0               | 0                   |
|       | Sold/Scrapped: 12/31/23            |                 |           |                |          |            |                 |                     |
| 561   | Building                           | 6/30/03         | 29,649    | 29,649         | 14,824   | 761        | 761             | 0                   |
| 563   | Pool Fence                         | 5/16/03         | 7,763     | 7,763          | 7,763    | 0          | 0               | 0                   |
| 564   | Tile floor                         | 5/06/05         | 22,450    | 22,450         | 22,450   | 0          | 0               | 0                   |
| 570   | File cabinets                      | 4/21/05         | 2,208     | 2,208          | 2,208    | 0          | 0               | 0                   |
| 571   | Smith Machine paramount            | 4/21/05         | 800       | 800            | 800      | 0          | 0               | 0                   |
|       | Sold/Scrapped: 12/31/23            |                 |           |                |          |            |                 |                     |
| 575   | Amplifier                          | 6/21/05         | 560       | 560            | 560      | 0          | 0               | 0                   |
| 591   | Hydroforce Pool Pump               | 3/08/06         | 546       | 546            | 546      | 0          | 0               | 0                   |
| 593   | Pool Pump for Mushroom Pool        | 5/19/06         | 3,824     | 3,824          | 3,824    | 0          | 0               | 0                   |
| 596   | Mirrored Wall                      | 6/27/06         | 2,700     | 2,700          | 2,700    | 0          | 0               | 0                   |
| 601   | Cybox Equipment                    | 6/01/06         | 84,131    | 84,131         | 84,131   | 0          | 0               | 0                   |
| 611   | Canoe Trailer                      | 4/27/07         | 1,891     | 1,891          | 1,891    | 0          | 0               | 0                   |
| 616   | Sheave Pulley on Air handler       | 2/02/07         | 875       | 875            | 875      | 0          | 0               | 0                   |
| 619   | Air Handler                        | 7/13/07         | 4,610     | 4,610          | 4,610    | 0          | 0               | 0                   |
| 622   | Custom reception Desk              | 1/03/07         | 7,028     | 7,028          | 7,028    | 0          | 0               | 0                   |
| 623   | Custom reception Desk              | 1/03/07         | 2,304     | 2,304          | 2,304    | 0          | 0               | 0                   |
| 627   | Fire Panel with Sattelite Panel    | 7/25/07         | 2,878     | 2,878          | 2,878    | 0          | 0               | 0                   |
| 632   | File Server Switch                 | 4/17/07         | 814       | 814            | 814      | 0          | 0               | 0                   |
| 638   | 6 Lap Top                          | 10/18/07        | 3,339     | 3,339          | 3,339    | 0          | 0               | 0                   |
|       | Sold/Scrapped: 12/31/23            |                 |           |                |          |            |                 |                     |
| 641   | Weight cubbies for aerobics        | 5/10/08         | 1,300     | 1,300          | 1,300    | 0          | 0               | 0                   |
| 645   | Kiddy pool fence                   | 11/03/08        | 3,375     | 3,375          | 3,375    | 0          | 0               | 0                   |
| 648   | Pool Impeller                      | 2/19/08         | 2,439     | 2,439          | 2,439    | 0          | 0               | 0                   |
|       | Sold/Scrapped: 12/31/23            |                 |           |                |          |            |                 |                     |
| 649   | remodeling of TBA rooms 1 2 and 3  | 2/19/08         | 9,868     | 9,868          | 9,868    | 0          | 0               | 0                   |
| 650   | Bayshore Sidewalk                  | 2/08/08         | 2,754     | 2,754          | 2,754    | 0          | 0               | 0                   |
| 653   | 3 row 30 seat Tip n roll bleachers | 4/15/08         | 1,112     | 1,112          | 1,112    | 0          | 0               | 0                   |
| 657   | Custom Reception Desk              | 1/01/08         | 7,028     | 7,028          | 7,028    | 0          | 0               | 0                   |
| 659   | Biodex cycle                       | 3/19/08         | 4,173     | 4,173          | 4,173    | 0          | 0               | 0                   |

59-1911653

**FL Asset Report**

FYE: 12/31/2023

**Form 990, Page 1**

| Asset | Description                                  | Date In Service | Cost   | Basis for Depr | FL Prior | FL Current | Federal Current | Difference Fed - FL |
|-------|--|-----------------|--------|----------------|----------|------------|-----------------|---------------------|
| 660   | (2) 3.5 ton A/Cunits                         | 6/10/09         | 6,492  | 6,492          | 6,492    | 0          | 0               | 0                   |
| 661   | Heater (classrooms 1 2 & 3)                  | 1/12/09         | 1,575  | 1,575          | 1,575    | 0          | 0               | 0                   |
| 662   | Hydropower Pool Chairlift                    | 6/11/09         | 1,478  | 1,478          | 1,478    | 0          | 0               | 0                   |
| 663   | Hydropower Pool Chairlift                    | 6/11/09         | 1,885  | 1,885          | 1,885    | 0          | 0               | 0                   |
| 664   | Volleyball Standards                         | 6/05/09         | 1,200  | 1,200          | 1,200    | 0          | 0               | 0                   |
| 665   | Volleyball Standards                         | 6/05/09         | 4,260  | 4,260          | 4,260    | 0          | 0               | 0                   |
| 671   | Security Camera System                       | 10/29/09        | 2,662  | 2,662          | 2,662    | 0          | 0               | 0                   |
| 673   | 3 ton A/C Condensor                          | 9/27/10         | 3,450  | 3,450          | 3,450    | 0          | 0               | 0                   |
| 674   | 15 ton A/C TBA                               | 5/12/10         | 13,300 | 13,300         | 13,300   | 0          | 0               | 0                   |
| 675   | 4 Ton A/C - Main Building                    | 5/12/10         | 8,400  | 8,400          | 8,400    | 0          | 0               | 0                   |
| 676   | 10 Ton A/C - Men's Locker Room               | 5/12/10         | 11,300 | 11,300         | 11,300   | 0          | 0               | 0                   |
| 677   | Front Lobby A/C Condensing Coil              | 12/02/10        | 1,450  | 1,450          | 1,450    | 0          | 0               | 0                   |
| 682   | Pool Deck                                    | 12/22/10        | 12,900 | 12,900         | 12,900   | 0          | 0               | 0                   |
| 683   | Fence-VPK playground                         | 4/01/10         | 3,000  | 3,000          | 3,000    | 0          | 0               | 0                   |
| 684   | Front Overhang/Sofet                         | 10/24/10        | 1,750  | 1,750          | 1,750    | 0          | 0               | 0                   |
| 693   | Security System/Pool Monitoring system       | 3/24/10         | 3,105  | 3,105          | 3,105    | 0          | 0               | 0                   |
| 695   | Free Standing Floor Open Rack                | 6/30/10         | 650    | 650            | 650      | 0          | 0               | 0                   |
| 696   | Spin Room Audio Solutions: Bogen Amplif      | 6/30/10         | 1,129  | 1,129          | 1,129    | 0          | 0               | 0                   |
| 698   | PA System/Peavey Escort 30                   | 7/23/10         | 650    | 650            | 650      | 0          | 0               | 0                   |
| 699   | Water Fountain-Aerobics Room                 | 9/23/10         | 769    | 769            | 769      | 0          | 0               | 0                   |
| 702   | Exterior Window Blinds-Multi Purpose Roc     | 8/09/10         | 2,268  | 2,268          | 2,268    | 0          | 0               | 0                   |
| 703   | POOL COMPUTER-CHEMICAL MGMT :                | 8/01/10         | 11,377 | 11,377         | 11,377   | 0          | 0               | 0                   |
| 704   | 3.5 T A/C Condensor                          | 8/17/11         | 1,750  | 1,750          | 1,750    | 0          | 0               | 0                   |
| 705   | Pressure Modification System for Pool        | 8/24/11         | 1,167  | 1,167          | 1,167    | 0          | 0               | 0                   |
|       | Sold/Scrapped: 12/31/23                      |                 |        |                |          |            |                 |                     |
| 707   | Motor Controller                             | 5/02/11         | 1,782  | 1,782          | 1,782    | 0          | 0               | 0                   |
| 708   | Basketball Winch motors                      | 3/09/11         | 4,550  | 4,550          | 4,550    | 0          | 0               | 0                   |
| 711   | Pool Renovations                             | 1/05/11         | 45,128 | 45,128         | 36,102   | 3,009      | 3,009           | 0                   |
| 714   | Road Sign - SW Farm Road                     | 11/21/12        | 1,450  | 1,450          | 1,450    | 0          | 0               | 0                   |
| 715   | A/C Compressor                               | 9/13/12         | 1,650  | 1,650          | 1,650    | 0          | 0               | 0                   |
| 716   | File Server                                  | 2/01/12         | 4,983  | 4,983          | 4,983    | 0          | 0               | 0                   |
| 719   | AED for soccer fields                        | 9/28/12         | 1,600  | 1,600          | 1,600    | 0          | 0               | 0                   |
| 721   | 11 Cybex Treadmills/2 ARC Trainers           | 4/02/12         | 63,329 | 63,329         | 63,329   | 0          | 0               | 0                   |
| 722   | 3.5T A/C Unit - Gym                          | 5/08/13         | 3,300  | 3,300          | 3,300    | 0          | 0               | 0                   |
| 723   | Evaporator Coil - A/C Unit - Daycare         | 6/19/13         | 2,500  | 2,500          | 2,500    | 0          | 0               | 0                   |
| 725   | 2011 Kawasaki KAF400 Mule                    | 10/08/13        | 7,445  | 7,445          | 7,445    | 0          | 0               | 0                   |
| 727   | Whirlpool 26.4 Cu Ft Side by Side Refrigerer | 7/08/13         | 1,336  | 1,336          | 1,336    | 0          | 0               | 0                   |
| 728   | (7) Ellipticals & (3) Recumbant Bikes - Jule | 8/29/13         | 47,923 | 47,923         | 47,923   | 0          | 0               | 0                   |
| 734   | Fence - Camp Area                            | 5/23/14         | 1,800  | 1,800          | 1,800    | 0          | 0               | 0                   |
| 735   | Windows - Lobby                              | 5/28/14         | 15,965 | 15,965         | 9,136    | 1,064      | 1,064           | 0                   |
| 736   | Flooring - Multipurpose Room Spin Room       | 9/01/14         | 10,884 | 10,884         | 10,884   | 0          | 0               | 0                   |
|       | Sold/Scrapped: 12/31/23                      |                 |        |                |          |            |                 |                     |
| 741   | Condenser - Outside Air Unit                 | 5/27/14         | 2,975  | 2,975          | 2,975    | 0          | 0               | 0                   |
| 742   | Condenser - Fitness Room                     | 7/29/14         | 2,975  | 2,975          | 2,975    | 0          | 0               | 0                   |
| 744   | Compressor - First Stage Fitness Unit        | 8/13/14         | 4,575  | 4,575          | 4,575    | 0          | 0               | 0                   |
| 745   | Blower Wheel - Fresh Air Unit - Gym/Fitne:   | 3/24/14         | 2,300  | 2,300          | 2,300    | 0          | 0               | 0                   |
| 754   | Treadmills/Stairclimber                      | 3/01/14         | 22,381 | 22,381         | 22,381   | 0          | 0               | 0                   |
| 756   | Laptop MacBook Pro 2011 model                | 1/15/15         | 1,700  | 1,700          | 1,700    | 0          | 0               | 0                   |
|       | Sold/Scrapped: 12/31/23                      |                 |        |                |          |            |                 |                     |
| 759   | Bayshore Front Doors                         | 9/29/15         | 5,430  | 5,430          | 2,624    | 362        | 362             | 0                   |
| 760   | Stepmills (2)                                | 8/01/15         | 11,429 | 11,429         | 11,429   | 0          | 0               | 0                   |
| 761   | Ultra Elegant Gigabit IP Phone System        | 3/01/15         | 17,805 | 17,805         | 17,805   | 0          | 0               | 0                   |
| 762   | A/C Unit - locker rooms                      | 3/31/15         | 16,300 | 16,300         | 16,300   | 0          | 0               | 0                   |
| 763   | Evaporator Coils (2) - multipurpose room     | 5/26/15         | 3,200  | 3,200          | 3,200    | 0          | 0               | 0                   |
| 765   | A/C Unit Teddy Bear 15 ton                   | 12/17/15        | 8,000  | 8,000          | 8,000    | 0          | 0               | 0                   |
| 767   | Pool Lights                                  | 12/31/15        | 7,000  | 7,000          | 7,000    | 0          | 0               | 0                   |
| 769   | Fan Motor and Blower                         | 8/26/15         | 1,658  | 1,658          | 1,658    | 0          | 0               | 0                   |
| 770   | Condensor                                    | 8/17/15         | 1,800  | 1,800          | 1,800    | 0          | 0               | 0                   |
| 771   | Compressor                                   | 7/22/15         | 1,664  | 1,664          | 1,664    | 0          | 0               | 0                   |
| 772   | 200 Amp Electrical meter                     | 12/15/15        | 1,950  | 1,950          | 921      | 130        | 130             | 0                   |
| 774   | 1999 International Bus                       | 4/21/15         | 7,208  | 7,208          | 7,208    | 0          | 0               | 0                   |
|       | Sold/Scrapped: 12/31/23                      |                 |        |                |          |            |                 |                     |
| 775   | 1999 Freightliner Bus                        | 12/31/15        | 4,200  | 4,200          | 4,200    | 0          | 0               | 0                   |
| 777   | Circulating Pool Pump                        | 6/02/15         | 7,395  | 7,395          | 7,395    | 0          | 0               | 0                   |
| 778   | Basketball Tork Winch                        | 10/19/15        | 1,437  | 1,437          | 1,437    | 0          | 0               | 0                   |
| 779   | Elliptical                                   | 8/01/15         | 6,595  | 6,595          | 6,595    | 0          | 0               | 0                   |
| 780   | Barbell Rack                                 | 8/01/15         | 788    | 788            | 788      | 0          | 0               | 0                   |
| 781   | 20-65 Weight Bars                            | 8/01/15         | 1,976  | 1,976          | 1,976    | 0          | 0               | 0                   |
| 782   | Functional Trainer                           | 8/01/15         | 4,726  | 4,726          | 4,726    | 0          | 0               | 0                   |
| 783   | Jungle Gym                                   | 8/01/15         | 12,289 | 12,289         | 12,289   | 0          | 0               | 0                   |
| 784   | VR 1 Ab/Back Extension Light Wgt Stack       | 8/01/15         | 3,028  | 3,028          | 3,028    | 0          | 0               | 0                   |

**FL Asset Report**

**Form 990, Page 1**

| Asset | Description                         | Date In Service | Cost    | Basis for Depr | FL Prior | FL Current | Federal Current | Difference Fed - FL |
|-------|-------------------------------------|-----------------|---------|----------------|----------|------------|-----------------|---------------------|
| 785   | VR 3 Fly/Rear Delt and Tricep Press | 8/01/15         | 6,383   | 6,383          | 6,383    | 0          | 0               | 0                   |
| 791   | AC UNIT #6 5 TON                    | 6/22/16         | 4,275   | 4,275          | 3,970    | 305        | 305             | 0                   |
| 792   | AC UNIT LOBBY GOODMAN 5 TON         | 11/08/16        | 4,375   | 4,375          | 3,854    | 521        | 521             | 0                   |
| 793   | 2 AC COILS WO-1977                  | 7/27/16         | 4,785   | 4,785          | 4,386    | 399        | 399             | 0                   |
| 795   | (4) 5'x12' 1 MULTI COLOR MARQUEE S  | 8/08/16         | 7,335   | 7,335          | 6,724    | 611        | 611             | 0                   |
| 796   | Boiler Pump                         | 4/14/16         | 1,384   | 1,384          | 1,384    | 0          | 0               | 0                   |
| 797   | LADIES LOCKER ROOM HOT WATER I      | 4/14/16         | 1,666   | 1,666          | 1,666    | 0          | 0               | 0                   |
| 798   | POOL FENCE AND WINDSCREEN           | 12/14/16        | 3,400   | 3,400          | 3,400    | 0          | 0               | 0                   |
| 799   | NEW ROOFS - ALL STUART CAMPUS       | 6/23/16         | 721,998 | 721,998        | 213,591  | 36,100     | 36,100          | 0                   |
| 800   | AEROBICS ROOM FLOOR                 | 12/13/16        | 17,799  | 17,799         | 15,468   | 2,331      | 2,331           | 0                   |
| 801   | AC UNIT TEDDY BEAR                  | 2/29/16         | 16,300  | 16,300         | 15,912   | 388        | 388             | 0                   |
| 802   | AC HANDLER IN GYM                   | 4/29/16         | 7,400   | 7,400          | 7,048    | 352        | 352             | 0                   |
| 803   | POOL HEATER                         | 1/31/16         | 2,800   | 2,800          | 2,800    | 0          | 0               | 0                   |
| 804   | Window tinting                      | 12/31/05        | 4,875   | 4,875          | 4,875    | 0          | 0               | 0                   |
| 805   | POOL TARP                           | 12/21/16        | 3,699   | 3,699          | 3,699    | 0          | 0               | 0                   |
| 806   | JONTI MOBILE ART AFTER SCHOOL C     | 2/25/16         | 1,096   | 1,096          | 1,096    | 0          | 0               | 0                   |
| 807   | 6 SEAT STROLLER TODDLERS            | 11/01/16        | 1,357   | 1,357          | 1,357    | 0          | 0               | 0                   |
| 2005  | Water/Sewer Lines                   | 1/31/04         | 11,784  | 11,784         | 11,784   | 0          | 0               | 0                   |
| 2012  | 1 Lexmark T630 Laser Printer        | 2/09/04         | 775     | 775            | 775      | 0          | 0               | 0                   |
|       | Sold/Scrapped: 12/31/23             |                 |         |                |          |            |                 |                     |
| 2030  | Air Condensor Coil                  | 5/05/04         | 4,700   | 4,700          | 4,700    | 0          | 0               | 0                   |
| 2031  | IMPRV. O/T BLDG                     | 7/01/99         | 3,266   | 3,266          | 3,266    | 0          | 0               | 0                   |
| 2032  | BLDG IMPROVEMENTS                   | 7/01/99         | 67,076  | 67,076         | 40,418   | 1,720      | 1,720           | 0                   |
| 2050  | Refurbish Men's Room off Gym        | 6/23/04         | 1,488   | 1,488          | 1,488    | 0          | 0               | 0                   |
| 2060  | Septic Tank Pump                    | 8/12/04         | 1,193   | 1,193          | 1,193    | 0          | 0               | 0                   |
| 2070  | Fire Sprinkler System               | 8/28/04         | 1,133   | 1,133          | 1,133    | 0          | 0               | 0                   |
| 2071  | SEWER                               | 6/30/00         | 980     | 980            | 0        | 0          | 0               | 0                   |
| 2072  | Electric for Irrigation             | 5/31/02         | 900     | 900            | 0        | 0          | 0               | 0                   |
| 2073  | 29 Passanger Bus                    | 8/30/02         | 44,408  | 44,408         | 44,408   | 0          | 0               | 0                   |
| 2074  | 2 SOCCER GOALS                      | 6/30/99         | 697     | 697            | 697      | 0          | 0               | 0                   |
| 2075  | BLEACHERS-BASKETBALL                | 2/27/00         | 600     | 600            | 600      | 0          | 0               | 0                   |
| 2077  | Lockers                             | 11/01/02        | 3,665   | 3,665          | 3,665    | 0          | 0               | 0                   |
| 2078  | Pool Furniture                      | 11/01/02        | 4,590   | 4,590          | 4,590    | 0          | 0               | 0                   |
|       | Sold/Scrapped: 12/31/23             |                 |         |                |          |            |                 |                     |
| 2080  | Playground Equipment                | 2/28/03         | 50,583  | 50,583         | 50,583   | 0          | 0               | 0                   |
| 2081  | 1 Laser Printer                     | 2/01/04         | 775     | 775            | 775      | 0          | 0               | 0                   |
|       | Sold/Scrapped: 12/31/23             |                 |         |                |          |            |                 |                     |
| 10100 | 4 Precor lower body equipment       | 2/01/04         | 11,560  | 11,560         | 11,560   | 0          | 0               | 0                   |
| 10101 | TRUE STRETCH STATION                | 1/27/16         | 2,099   | 2,099          | 2,099    | 0          | 0               | 0                   |
| 10102 | Pool                                | 12/31/18        | 9,191   | 9,191          | 5,252    | 1,313      | 1,313           | 0                   |
| 10103 | A/C in Aerobic and Spin             | 12/31/18        | 31,375  | 31,375         | 25,100   | 6,275      | 6,275           | 0                   |
| 10104 | Fire Alarm Equip                    | 12/31/18        | 1,475   | 1,475          | 187      | 47         | 47              | 0                   |
| 10105 | Equipment                           | 7/01/19         | 4,502   | 4,502          | 2,251    | 643        | 643             | 0                   |
| 10106 | EQUIPMENT                           | 3/01/19         | 5,199   | 5,199          | 2,847    | 743        | 743             | 0                   |
|       | Sold/Scrapped: 12/31/23             |                 |         |                |          |            |                 |                     |
| 10107 | EQUIPMENT                           | 5/01/19         | 3,081   | 3,081          | 1,614    | 440        | 440             | 0                   |
|       | Sold/Scrapped: 12/31/23             |                 |         |                |          |            |                 |                     |
| 10108 | EQUIPMENT                           | 1/01/19         | 7,760   | 7,760          | 4,434    | 1,109      | 1,109           | 0                   |
|       | Sold/Scrapped: 12/31/23             |                 |         |                |          |            |                 |                     |
| 10109 | EQUIPMENT                           | 2/01/19         | 7,760   | 7,760          | 4,342    | 1,108      | 1,108           | 0                   |
|       | Sold/Scrapped: 12/31/23             |                 |         |                |          |            |                 |                     |
| 10110 | EQUIPMENT                           | 11/01/19        | 10,676  | 10,676         | 4,830    | 1,525      | 1,525           | 0                   |
|       | Sold/Scrapped: 12/31/23             |                 |         |                |          |            |                 |                     |
| 10111 | EQUIPMENT                           | 12/31/19        | 3,173   | 3,173          | 1,360    | 453        | 453             | 0                   |
|       | Sold/Scrapped: 12/31/23             |                 |         |                |          |            |                 |                     |
| 10112 | EQUIPMENT                           | 3/01/19         | 13,700  | 13,700         | 7,502    | 1,958      | 1,958           | 0                   |
|       | Sold/Scrapped: 12/31/23             |                 |         |                |          |            |                 |                     |
| 10113 | EQUIPMENT                           | 8/01/19         | 9,875   | 9,875          | 4,820    | 1,411      | 1,411           | 0                   |
|       | Sold/Scrapped: 12/31/23             |                 |         |                |          |            |                 |                     |
| 10114 | BUILDING IMPROVEMENT                | 8/01/19         | 38,886  | 38,886         | 18,980   | 5,555      | 5,555           | 0                   |
| 10115 | IRRIGATION - OUTDOOR CLASS          | 3/17/20         | 1,500   | 1,500          | 275      | 100        | 100             | 0                   |
| 10116 | FENCING                             | 5/28/20         | 4,350   | 4,350          | 749      | 290        | 290             | 0                   |
| 10117 | PLAYGROUND MULCH                    | 7/06/20         | 4,300   | 4,300          | 2,150    | 860        | 860             | 0                   |
| 10118 | POOL FENCE                          | 8/04/20         | 1,800   | 1,800          | 290      | 120        | 120             | 0                   |
| 10119 | CCTV SYSTEM                         | 9/15/20         | 3,915   | 3,915          | 913      | 392        | 392             | 0                   |
| 10120 | A/C REPLACEMENT - MENS LOCKER F     | 12/14/20        | 13,600  | 13,600         | 1,889    | 907        | 907             | 0                   |
| 10121 | SAVIN B/W BUY OUT                   | 4/29/20         | 10,377  | 10,377         | 5,535    | 2,075      | 2,075           | 0                   |
| 10122 | BUSINESS FURNITURE                  | 8/11/20         | 12,501  | 12,501         | 4,316    | 1,786      | 1,786           | 0                   |
| 10123 | Business Center Reno                | 8/11/20         | 4,900   | 4,900          | 789      | 327        | 327             | 0                   |
| 10124 | HOT WATER HEATER                    | 9/02/20         | 1,379   | 1,379          | 322      | 138        | 138             | 0                   |
| 10125 | AIR COMPRESSOR                      | 9/02/20         | 2,395   | 2,395          | 559      | 239        | 239             | 0                   |

**FL Asset Report**

**Form 990, Page 1**

| Asset                                    | Description               | Date In Service | Cost              | Basis for Depr    | FL Prior         | FL Current     | Federal Current | Difference Fed - FL |
|--|---------------------------|-----------------|-------------------|-------------------|------------------|----------------|-----------------|---------------------|
| 10126                                    | A/C Replacement           | 8/12/20         | 20,269            | 20,269            | 3,266            | 1,351          | 1,351           | 0                   |
| 10127                                    | Bayshore Kitchen Remodel  | 7/06/20         | 12,226            | 12,226            | 784              | 313            | 313             | 0                   |
| 10128                                    | Roof Repair               | 10/20/20        | 1,145             | 1,145             | 248              | 114            | 114             | 0                   |
| 10129                                    | Fire Sprinklers           | 10/20/20        | 1,010             | 1,010             | 56               | 26             | 26              | 0                   |
| 10130                                    | Pool Electric             | 10/20/20        | 2,167             | 2,167             | 470              | 216            | 216             | 0                   |
| 10131                                    | New Gym Floors            | 2/22/21         | 17,400            | 17,400            | 2,127            | 1,160          | 1,160           | 0                   |
| 10132                                    | Doors Repaired            | 10/31/21        | 1,250             | 1,250             | 146              | 125            | 125             | 0                   |
| 10133                                    | Levono Thinkbook          | 11/22/21        | 1,244             | 1,244             | 270              | 248            | 248             | 0                   |
| 10134                                    | Pool Side Removal         | 1/18/21         | 3,500             | 3,500             | 447              | 234            | 234             | 0                   |
| 10135                                    | Backwash & Stenner Pump   | 9/22/21         | 2,607             | 2,607             | 465              | 373            | 373             | 0                   |
| 10136                                    | Tent Cover Poles          | 6/16/21         | 1,266             | 1,266             | 271              | 181            | 181             | 0                   |
| 10137                                    | Tent Covers               | 7/17/21         | 1,161             | 1,161             | 235              | 166            | 166             | 0                   |
| 10138                                    | Refrigartor               | 9/02/21         | 2,000             | 2,000             | 381              | 286            | 286             | 0                   |
| 10139                                    | Rubber Hex Dumbbells      | 6/02/21         | 1,586             | 1,586             | 359              | 226            | 226             | 0                   |
| 10140                                    | Field Lift Station Repair | 11/04/21        | 4,302             | 4,302             | 717              | 615            | 615             | 0                   |
| 10142                                    | Gym Wall Padding          | 6/02/21         | 10,255            | 10,255            | 2,320            | 1,465          | 1,465           | 0                   |
| 10143                                    | Gym Floor Power Supply    | 6/15/21         | 1,300             | 1,300             | 294              | 186            | 186             | 0                   |
| 10144                                    | 2019 Ford T350 Van        | 7/25/22         | 45,435            | 45,435            | 3,786            | 9,087          | 9,087           | 0                   |
| 10145                                    | 2014 Thomas C2            | 11/16/22        | 50,000            | 50,000            | 833              | 10,000         | 10,000          | 0                   |
| 10146                                    | Tables/Charis/Chair Dolly | 5/18/22         | 9,283             | 9,283             | 774              | 1,326          | 1,326           | 0                   |
| 10147                                    | Playground Improvements   | 12/31/22        | 16,640            | 16,640            | 0                | 2,377          | 2,377           | 0                   |
| 10148                                    | Soccer Field              | 12/31/22        | 158,240           | 158,240           | 0                | 10,549         | 10,549          | 0                   |
| 10149                                    | Field Irrigation System   | 12/31/22        | 44,221            | 44,221            | 0                | 2,948          | 2,948           | 0                   |
| 10150                                    | Field Project             | 12/31/22        | 164,500           | 164,500           | 0                | 10,967         | 10,967          | 0                   |
| 10151                                    | Outdoor Classroom         | 12/31/22        | 15,000            | 15,000            | 0                | 2,143          | 2,143           | 0                   |
| 10152                                    | Flooring                  | 12/31/22        | 15,909            | 15,909            | 0                | 1,061          | 1,061           | 0                   |
| 10153                                    | Pool Reno                 | 12/31/22        | 19,047            | 19,047            | 0                | 1,270          | 1,270           | 0                   |
| 10154                                    | Multi-Purpose Room Reno   | 12/31/22        | 5,475             | 5,475             | 0                | 365            | 365             | 0                   |
| 10155                                    | Lift Station              | 12/31/22        | 7,159             | 7,159             | 0                | 716            | 716             | 0                   |
| 10156                                    | Indiantown Pool           | 12/31/23        | 256,521           | 256,521           | 0                | 0              | 0               | 0                   |
| 10157                                    | Fitness Area Indiantown   | 12/31/23        | 41,100            | 41,100            | 0                | 0              | 0               | 0                   |
| 10158                                    | Thomas Bus CFP9578        | 12/31/23        | 50,000            | 50,000            | 0                | 0              | 0               | 0                   |
| 10159                                    | Preschool Doors           | 12/31/23        | 10,106            | 10,106            | 0                | 0              | 0               | 0                   |
| 10160                                    | Drinking fountains        | 12/31/23        | 8,680             | 8,680             | 0                | 0              | 0               | 0                   |
| 10161                                    | Sign and Lighting         | 12/31/23        | 76,055            | 76,055            | 0                | 0              | 0               | 0                   |
| 10162                                    | Commercial Pump           | 12/31/23        | 8,679             | 8,679             | 0                | 0              | 0               | 0                   |
| 10163                                    | Waterheater Bayshore      | 12/31/23        | 2,755             | 2,755             | 0                | 0              | 0               | 0                   |
| 10164                                    | Actuator Pump             | 12/31/23        | 4,680             | 4,680             | 0                | 0              | 0               | 0                   |
| 10165                                    | Siggnage and Bay Lights   | 12/31/23        | 25,246            | 25,246            | 0                | 0              | 0               | 0                   |
| 10166                                    | Soccer Field Lift Station | 12/31/23        | 7,779             | 7,779             | 0                | 0              | 0               | 0                   |
| <b>Total Other Depreciation</b>          |                           |                 | <u>11,112,735</u> | <u>11,112,735</u> | <u>7,103,498</u> | <u>319,597</u> | <u>319,597</u>  | <u>0</u>            |
| <b>Total ACRS and Other Depreciation</b> |                           |                 | <u>11,112,735</u> | <u>11,112,735</u> | <u>7,103,498</u> | <u>319,597</u> | <u>319,597</u>  | <u>0</u>            |
| <b>Grand Totals</b>                      |                           |                 | 11,115,925        | 11,114,330        | 7,106,688        | 319,597        | 319,597         | 0                   |
| <b>Less: Dispositions</b>                |                           |                 | 358,812           | 357,217           | 305,011          | 22,882         | 22,882          | 0                   |
| <b>Less: Start-up/Org Expense</b>        |                           |                 | 0                 | 0                 | 0                | 0              | 0               | 0                   |
| <b>Net Grand Totals</b>                  |                           |                 | <u>10,757,113</u> | <u>10,757,113</u> | <u>6,801,677</u> | <u>296,715</u> | <u>296,715</u>  | <u>0</u>            |



**AMT Asset Report**

**Form 990, Page 1**

| Asset | Description                               | Date In Service | Cost | Bus % | Sec 179 | Bonus | Basis for Depr | Per Conv | Meth | Prior | Current |
|-------|---|-----------------|------|-------|---------|-------|----------------|----------|------|-------|---------|
| 347   | 20X66 STOR CREDENZA                       | 12/31/96        | 0    |       |         |       | 0              | 0        | HY   | 0     | 0       |
|       | Sold/Scrapped: 12/31/23                   |                 |      |       |         |       |                |          |      |       |         |
| 348   | 2 DRAWER VERT FILE                        | 12/31/96        | 0    |       |         |       | 0              | 0        | HY   | 0     | 0       |
|       | Sold/Scrapped: 12/31/23                   |                 |      |       |         |       |                |          |      |       |         |
| 349   | 20X66 CREDENZA                            | 12/31/96        | 0    |       |         |       | 0              | 0        | HY   | 0     | 0       |
|       | Sold/Scrapped: 12/31/23                   |                 |      |       |         |       |                |          |      |       |         |
| 350   | 4 DRAWER 30in LAT FILE                    | 12/31/96        | 0    |       |         |       | 0              | 0        | HY   | 0     | 0       |
|       | Sold/Scrapped: 12/31/23                   |                 |      |       |         |       |                |          |      |       |         |
| 363   | BLEACHERS                                 | 1/25/99         | 0    |       |         |       | 0              | 0        | HY   | 0     | 0       |
|       | Sold/Scrapped: 12/31/23                   |                 |      |       |         |       |                |          |      |       |         |
| 364   | ALUM - BLEACHERS                          | 1/25/99         | 0    |       |         |       | 0              | 0        | HY   | 0     | 0       |
|       | Sold/Scrapped: 12/31/23                   |                 |      |       |         |       |                |          |      |       |         |
| 385   | GYMSIGN                                   | 3/31/99         | 0    |       |         |       | 0              | 0        | HY   | 0     | 0       |
| 395   | DIGIBD AND INSTALL                        | 3/31/99         | 0    |       |         |       | 0              | 0        | HY   | 0     | 0       |
| 408   | Renovations-new after school/camp room    | 7/01/17         | 0    |       |         |       | 0              | 0        | HY   | 0     | 0       |
| 409   | Flooring Pilates room                     | 11/09/17        | 0    |       |         |       | 0              | 0        | HY   | 0     | 0       |
| 412   | Fire Alarm Panel                          | 10/18/17        | 0    |       |         |       | 0              | 0        | HY   | 0     | 0       |
| 413   | Manway Cover                              | 4/26/17         | 0    |       |         |       | 0              | 0        | HY   | 0     | 0       |
| 415   | Lifeguard Office split AC unit            | 6/19/17         | 0    |       |         |       | 0              | 0        | HY   | 0     | 0       |
| 417   | Indiantown Fire Alarm Panel               | 12/01/17        | 0    |       |         |       | 0              | 0        | HY   | 0     | 0       |
| 418   | Indiantown Pool Pump                      | 6/01/17         | 0    |       |         |       | 0              | 0        | HY   | 0     | 0       |
| 419   | Engine for PSL white bus                  | 3/01/17         | 0    |       |         |       | 0              | 0        | HY   | 0     | 0       |
|       | Sold/Scrapped: 12/31/23                   |                 |      |       |         |       |                |          |      |       |         |
| 420   | Transmission flat nose bus                | 5/31/17         | 0    |       |         |       | 0              | 0        | HY   | 0     | 0       |
|       | Sold/Scrapped: 12/31/23                   |                 |      |       |         |       |                |          |      |       |         |
| 421   | File Server                               | 2/21/17         | 0    |       |         |       | 0              | 0        | HY   | 0     | 0       |
|       | Sold/Scrapped: 12/31/23                   |                 |      |       |         |       |                |          |      |       |         |
| 422   | NEO 240 ice machine                       | 5/17/17         | 0    |       |         |       | 0              | 0        | HY   | 0     | 0       |
|       | Sold/Scrapped: 12/31/23                   |                 |      |       |         |       |                |          |      |       |         |
| 425   | Back up drive/server                      | 5/15/17         | 0    |       |         |       | 0              | 0        | HY   | 0     | 0       |
|       | Sold/Scrapped: 12/31/23                   |                 |      |       |         |       |                |          |      |       |         |
| 427   | Indiantown Pool Fence                     | 4/01/17         | 0    |       |         |       | 0              | 0        | HY   | 0     | 0       |
| 429   | 18x30 tent white                          | 5/01/17         | 0    |       |         |       | 0              | 0        | HY   | 0     | 0       |
|       | Sold/Scrapped: 12/31/23                   |                 |      |       |         |       |                |          |      |       |         |
| 430   | 18x30 tent white                          | 5/01/17         | 0    |       |         |       | 0              | 0        | HY   | 0     | 0       |
|       | Sold/Scrapped: 12/31/23                   |                 |      |       |         |       |                |          |      |       |         |
| 431   | Leased Equipment - 11 treadmills & 2 Recu | 5/01/17         | 0    |       |         |       | 0              | 0        | HY   | 0     | 0       |
|       | Sold/Scrapped: 12/31/23                   |                 |      |       |         |       |                |          |      |       |         |
| 432   | Summer Camp Playground Structure          | 1/31/17         | 0    |       |         |       | 0              | 0        | HY   | 0     | 0       |
| 433   | Venture Contruction Locker Room           | 11/14/18        | 0    |       |         |       | 0              | 0        | HY   | 0     | 0       |
| 434   | GYM PARKING LOT ADDITION                  | 8/31/99         | 0    |       |         |       | 0              | 0        | HY   | 0     | 0       |
| 435   | Locker Room Flooring                      | 11/14/18        | 0    |       |         |       | 0              | 0        | HY   | 0     | 0       |
|       | Sold/Scrapped: 12/31/23                   |                 |      |       |         |       |                |          |      |       |         |
| 436   | Toilets and Urinals for Locker Room       | 11/14/18        | 0    |       |         |       | 0              | 0        | HY   | 0     | 0       |
| 437   | Equipment                                 | 12/31/18        | 0    |       |         |       | 0              | 0        | HY   | 0     | 0       |
| 438   | Pool                                      | 12/31/18        | 0    |       |         |       | 0              | 0        | HY   | 0     | 0       |
| 439   | IT Pool                                   | 12/31/18        | 0    |       |         |       | 0              | 0        | HY   | 0     | 0       |
| 440   | Doors and Contacts                        | 12/31/18        | 0    |       |         |       | 0              | 0        | HY   | 0     | 0       |
| 441   | Carpet                                    | 12/31/18        | 0    |       |         |       | 0              | 0        | HY   | 0     | 0       |
| 442   | Locker Room - Home Depot                  | 12/31/18        | 0    |       |         |       | 0              | 0        | HY   | 0     | 0       |
| 443   | Equipment                                 | 12/31/18        | 0    |       |         |       | 0              | 0        | HY   | 0     | 0       |
| 444   | Pool Computer Equipment                   | 12/31/18        | 0    |       |         |       | 0              | 0        | HY   | 0     | 0       |
| 445   | Laptops and Signs                         | 12/31/18        | 0    |       |         |       | 0              | 0        | HY   | 0     | 0       |
| 446   | FENCE                                     | 6/30/00         | 0    |       |         |       | 0              | 0        | HY   | 0     | 0       |
| 447   | Pool                                      | 12/31/18        | 0    |       |         |       | 0              | 0        | HY   | 0     | 0       |
| 448   | Compressor                                | 12/31/18        | 0    |       |         |       | 0              | 0        | HY   | 0     | 0       |
| 449   | COMPUTER                                  | 10/31/00        | 0    |       |         |       | 0              | 0        | HY   | 0     | 0       |
|       | Sold/Scrapped: 12/31/23                   |                 |      |       |         |       |                |          |      |       |         |
| 450   | COMPUTER 2                                | 10/31/00        | 0    |       |         |       | 0              | 0        | HY   | 0     | 0       |
|       | Sold/Scrapped: 12/31/23                   |                 |      |       |         |       |                |          |      |       |         |
| 451   | Pool Fence                                | 12/31/18        | 0    |       |         |       | 0              | 0        | HY   | 0     | 0       |
| 452   | Vehicle                                   | 12/31/18        | 0    |       |         |       | 0              | 0        | HY   | 0     | 0       |
|       | Sold/Scrapped: 12/31/23                   |                 |      |       |         |       |                |          |      |       |         |
| 454   | GYMNASIUM CURTAIN                         | 12/31/00        | 0    |       |         |       | 0              | 0        | HY   | 0     | 0       |
| 466   | LOCKERS                                   | 2/15/00         | 0    |       |         |       | 0              | 0        | HY   | 0     | 0       |
| 468   | SHUTTERS                                  | 6/30/00         | 0    |       |         |       | 0              | 0        | HY   | 0     | 0       |
| 471   | MISC. FURNITURE & FIXTURES-LR/CC          | 10/31/00        | 0    |       |         |       | 0              | 0        | HY   | 0     | 0       |
| 472   | TABLES/CHILDREN/LOCKER ROOM/CF            | 8/31/00         | 0    |       |         |       | 0              | 0        | HY   | 0     | 0       |
| 474   | BLINDS IN TBA/LOCKER ROOM/CHILL           | 6/30/00         | 0    |       |         |       | 0              | 0        | HY   | 0     | 0       |
| 476   | GOALS-SOCCER                              | 10/31/00        | 0    |       |         |       | 0              | 0        | HY   | 0     | 0       |
| 480   | PLAYGROUND/INDIANTOWN                     | 12/31/00        | 0    |       |         |       | 0              | 0        | HY   | 0     | 0       |

**AMT Asset Report**

**Form 990, Page 1**

| Asset | Description                        | Date In Service | Cost | Bus % | Sec 179 | Bonus | Basis for Depr | Per Conv | Meth | Prior | Current |
|-------|------------------------------------|-----------------|------|-------|---------|-------|----------------|----------|------|-------|---------|
| 483   | PLAYGROUND                         | 7/31/00         | 0    |       |         |       | 0              | 0        | HY   | 0     | 0       |
| 487   | SOCCER PAVILION                    | 6/15/00         | 0    |       |         |       | 0              | 0        | HY   | 0     | 0       |
| 489   | PARKING LOT/LANDSCAPE              | 12/31/00        | 0    |       |         |       | 0              | 0        | HY   | 0     | 0       |
| 491   | LOCKER ROOM                        | 5/10/00         | 0    |       |         |       | 0              | 0        | HY   | 0     | 0       |
| 492   | CHILD CARE                         | 6/05/00         | 0    |       |         |       | 0              | 0        | HY   | 0     | 0       |
| 494   | SOCCER FIELD                       | 11/20/00        | 0    |       |         |       | 0              | 0        | HY   | 0     | 0       |
| 500   | Indiantown Building                | 11/01/02        | 0    |       |         |       | 0              | 0        | HY   | 0     | 0       |
| 501   | Stuart Pool Renovations            | 1/15/02         | 0    |       |         |       | 0              | 0        | HY   | 0     | 0       |
| 503   | Electric - Fitness Floor           | 5/31/02         | 0    |       |         |       | 0              | 0        | HY   | 0     | 0       |
| 504   | PRKNG LOT- DICKERSON               | 7/01/99         | 0    |       |         |       | 0              | 0        | HY   | 0     | 0       |
| 505   | LAND                               | 7/01/65         | 0    |       |         |       | 0              | 0        | HY   | 0     | 0       |
| 507   | 29 Passanger Bus                   | 8/30/02         | 0    |       |         |       | 0              | 0        | HY   | 0     | 0       |
| 509   | GYM FLOOR                          | 5/31/00         | 0    |       |         |       | 0              | 0        | HY   | 0     | 0       |
| 510   | STUART FIELD FERTILIZER            | 4/30/01         | 0    |       |         |       | 0              | 0        | HY   | 0     | 0       |
| 511   | ENGINEERING                        | 4/30/01         | 0    |       |         |       | 0              | 0        | HY   | 0     | 0       |
| 512   | Classroom Equipment                | 11/01/02        | 0    |       |         |       | 0              | 0        | HY   | 0     | 0       |
|       | Sold/Scrapped: 12/31/23            |                 |      |       |         |       |                |          |      |       |         |
| 513   | Classroom Equipment                | 11/01/02        | 0    |       |         |       | 0              | 0        | HY   | 0     | 0       |
| 516   | TEDDY BEAR SOUND PROOFING          | 4/30/01         | 0    |       |         |       | 0              | 0        | HY   | 0     | 0       |
| 519   | Classroom Signs                    | 11/01/02        | 0    |       |         |       | 0              | 0        | HY   | 0     | 0       |
|       | Sold/Scrapped: 12/31/23            |                 |      |       |         |       |                |          |      |       |         |
| 521   | INDIANTOWN BUS                     | 9/30/01         | 0    |       |         |       | 0              | 0        | HY   | 0     | 0       |
|       | Sold/Scrapped: 12/31/23            |                 |      |       |         |       |                |          |      |       |         |
| 522   | Renderings                         | 11/01/02        | 0    |       |         |       | 0              | 0        | HY   | 0     | 0       |
|       | Sold/Scrapped: 12/31/23            |                 |      |       |         |       |                |          |      |       |         |
| 527   | Floor Safe                         | 11/01/02        | 0    |       |         |       | 0              | 0        | HY   | 0     | 0       |
| 532   | TWO HUBS                           | 8/31/01         | 0    |       |         |       | 0              | 0        | HY   | 0     | 0       |
| 534   | Fitness Equipment                  | 11/01/02        | 0    |       |         |       | 0              | 0        | HY   | 0     | 0       |
|       | Sold/Scrapped: 12/31/23            |                 |      |       |         |       |                |          |      |       |         |
| 538   | MISCELLANEOUS EQUIPMENT            | 8/31/01         | 0    |       |         |       | 0              | 0        | HY   | 0     | 0       |
| 541   | Misc. Start Up Furn. & Equip       | 1/31/03         | 0    |       |         |       | 0              | 0        | HY   | 0     | 0       |
|       | Sold/Scrapped: 12/31/23            |                 |      |       |         |       |                |          |      |       |         |
| 546   | Classroom Misc                     | 3/31/03         | 0    |       |         |       | 0              | 0        | HY   | 0     | 0       |
| 549   | ITS Router                         | 3/31/03         | 0    |       |         |       | 0              | 0        | HY   | 0     | 0       |
|       | Sold/Scrapped: 12/31/23            |                 |      |       |         |       |                |          |      |       |         |
| 555   | Saturn Vue 2006                    | 7/01/06         | 0    |       |         |       | 0              | 0        | HY   | 0     | 0       |
|       | Sold/Scrapped: 12/31/23            |                 |      |       |         |       |                |          |      |       |         |
| 557   | Leg Press                          | 12/01/03        | 0    |       |         |       | 0              | 0        | HY   | 0     | 0       |
| 558   | A/C Coils                          | 8/31/03         | 0    |       |         |       | 0              | 0        | HY   | 0     | 0       |
| 559   | 3 AED's                            | 8/31/03         | 0    |       |         |       | 0              | 0        | HY   | 0     | 0       |
|       | Sold/Scrapped: 12/31/23            |                 |      |       |         |       |                |          |      |       |         |
| 561   | Building                           | 6/30/03         | 0    |       |         |       | 0              | 0        | HY   | 0     | 0       |
| 563   | Pool Fence                         | 5/16/03         | 0    |       |         |       | 0              | 0        | HY   | 0     | 0       |
| 564   | Tile floor                         | 5/06/05         | 0    |       |         |       | 0              | 0        | HY   | 0     | 0       |
| 567   | Sign                               | 11/01/03        | 0    |       |         |       | 0              | 0        | HY   | 0     | 0       |
|       | Sold/Scrapped: 12/31/23            |                 |      |       |         |       |                |          |      |       |         |
| 570   | File cabinets                      | 4/21/05         | 0    |       |         |       | 0              | 0        | HY   | 0     | 0       |
| 571   | Smith Machine paramount            | 4/21/05         | 0    |       |         |       | 0              | 0        | HY   | 0     | 0       |
|       | Sold/Scrapped: 12/31/23            |                 |      |       |         |       |                |          |      |       |         |
| 575   | Amplifier                          | 6/21/05         | 0    |       |         |       | 0              | 0        | HY   | 0     | 0       |
| 591   | Hydroforce Pool Pump               | 3/08/06         | 0    |       |         |       | 0              | 0        | HY   | 0     | 0       |
| 593   | Pool Pump for Mushroom Pool        | 5/19/06         | 0    |       |         |       | 0              | 0        | HY   | 0     | 0       |
| 596   | Mirrored Wall                      | 6/27/06         | 0    |       |         |       | 0              | 0        | HY   | 0     | 0       |
| 601   | Cybex Equipment                    | 6/01/06         | 0    |       |         |       | 0              | 0        | HY   | 0     | 0       |
| 611   | Canoe Trailer                      | 4/27/07         | 0    |       |         |       | 0              | 0        | HY   | 0     | 0       |
| 616   | Sheave Pulley on Air handler       | 2/02/07         | 0    |       |         |       | 0              | 0        | HY   | 0     | 0       |
| 619   | Air Handler                        | 7/13/07         | 0    |       |         |       | 0              | 0        | HY   | 0     | 0       |
| 622   | Custom reception Desk              | 1/03/07         | 0    |       |         |       | 0              | 0        | HY   | 0     | 0       |
| 623   | Custom reception Desk              | 1/03/07         | 0    |       |         |       | 0              | 0        | HY   | 0     | 0       |
| 627   | Fire Panel with Sattelite Panel    | 7/25/07         | 0    |       |         |       | 0              | 0        | HY   | 0     | 0       |
| 632   | File Server Switch                 | 4/17/07         | 0    |       |         |       | 0              | 0        | HY   | 0     | 0       |
| 638   | 6 Lap Top                          | 10/18/07        | 0    |       |         |       | 0              | 0        | HY   | 0     | 0       |
|       | Sold/Scrapped: 12/31/23            |                 |      |       |         |       |                |          |      |       |         |
| 641   | Weight cubbies for aerobics        | 5/10/08         | 0    |       |         |       | 0              | 0        | HY   | 0     | 0       |
| 645   | Kiddy pool fence                   | 11/03/08        | 0    |       |         |       | 0              | 0        | HY   | 0     | 0       |
| 648   | Pool Impeller                      | 2/19/08         | 0    |       |         |       | 0              | 0        | HY   | 0     | 0       |
|       | Sold/Scrapped: 12/31/23            |                 |      |       |         |       |                |          |      |       |         |
| 649   | remodeling of TBA rooms 1 2 and 3  | 2/19/08         | 0    |       |         |       | 0              | 0        | HY   | 0     | 0       |
| 650   | Bayshore Sidewalk                  | 2/08/08         | 0    |       |         |       | 0              | 0        | HY   | 0     | 0       |
| 653   | 3 row 30 seat Tip n roll bleachers | 4/15/08         | 0    |       |         |       | 0              | 0        | HY   | 0     | 0       |
| 657   | Custom Reception Desk              | 1/01/08         | 0    |       |         |       | 0              | 0        | HY   | 0     | 0       |

**AMT Asset Report**

**Form 990, Page 1**

| Asset | Description                                  | Date In Service | Cost | Bus % | Sec 179 | Bonus | Basis for Depr | PerConv | Meth | Prior | Current |
|-------|--|-----------------|------|-------|---------|-------|----------------|---------|------|-------|---------|
| 659   | Biodex cycle                                 | 3/19/08         | 0    |       |         |       | 0              | 0       | HY   | 0     | 0       |
| 660   | (2) 3.5 ton A/Cunits                         | 6/10/09         | 0    |       |         |       | 0              | 0       | HY   | 0     | 0       |
| 661   | Heater (classrooms 1 2 & 3)                  | 1/12/09         | 0    |       |         |       | 0              | 0       | HY   | 0     | 0       |
| 662   | Hydropower Pool Chairlift                    | 6/11/09         | 0    |       |         |       | 0              | 0       | HY   | 0     | 0       |
| 663   | Hydropower Pool Chairlift                    | 6/11/09         | 0    |       |         |       | 0              | 0       | HY   | 0     | 0       |
| 664   | Volleyball Standards                         | 6/05/09         | 0    |       |         |       | 0              | 0       | HY   | 0     | 0       |
| 665   | Volleyball Standards                         | 6/05/09         | 0    |       |         |       | 0              | 0       | HY   | 0     | 0       |
| 671   | Security Camera System                       | 10/29/09        | 0    |       |         |       | 0              | 0       | HY   | 0     | 0       |
| 673   | 3 ton A/C Condensor                          | 9/27/10         | 0    |       |         |       | 0              | 0       | HY   | 0     | 0       |
| 674   | 15 ton A/C TBA                               | 5/12/10         | 0    |       |         |       | 0              | 0       | HY   | 0     | 0       |
| 675   | 4 Ton A/C - Main Building                    | 5/12/10         | 0    |       |         |       | 0              | 0       | HY   | 0     | 0       |
| 676   | 10 Ton A/C - Men's Locker Room               | 5/12/10         | 0    |       |         |       | 0              | 0       | HY   | 0     | 0       |
| 677   | Front Lobby A/C Condensing Coil              | 12/02/10        | 0    |       |         |       | 0              | 0       | HY   | 0     | 0       |
| 682   | Pool Deck                                    | 12/22/10        | 0    |       |         |       | 0              | 0       | HY   | 0     | 0       |
| 683   | Fence-VPK playground                         | 4/01/10         | 0    |       |         |       | 0              | 0       | HY   | 0     | 0       |
| 684   | Front Overhang/Sofet                         | 10/24/10        | 0    |       |         |       | 0              | 0       | HY   | 0     | 0       |
| 693   | Security System/Pool Monitoring system       | 3/24/10         | 0    |       |         |       | 0              | 0       | HY   | 0     | 0       |
| 695   | Free Standing Floor Open Rack                | 6/30/10         | 0    |       |         |       | 0              | 0       | HY   | 0     | 0       |
| 696   | Spin Room Audio Solutions: Bogen Amplif      | 6/30/10         | 0    |       |         |       | 0              | 0       | HY   | 0     | 0       |
| 698   | PA System/Peavey Escort 30                   | 7/23/10         | 0    |       |         |       | 0              | 0       | HY   | 0     | 0       |
| 699   | Water Fountain-Aerobics Room                 | 9/23/10         | 0    |       |         |       | 0              | 0       | HY   | 0     | 0       |
| 702   | Exterior Window Blinds-Multi Purpose Roc     | 8/09/10         | 0    |       |         |       | 0              | 0       | HY   | 0     | 0       |
| 703   | POOL COMPUTER-CHEMICAL MGMT !                | 8/01/10         | 0    |       |         |       | 0              | 0       | HY   | 0     | 0       |
| 704   | 3.5 T A/C Condensor                          | 8/17/11         | 0    |       |         |       | 0              | 0       | HY   | 0     | 0       |
| 705   | Pressure Modification System for Pool        | 8/24/11         | 0    |       |         |       | 0              | 0       | HY   | 0     | 0       |
|       | Sold/Scrapped: 12/31/23                      |                 |      |       |         |       |                |         |      |       |         |
| 707   | Motor Controller                             | 5/02/11         | 0    |       |         |       | 0              | 0       | HY   | 0     | 0       |
| 708   | Basketball Winch motors                      | 3/09/11         | 0    |       |         |       | 0              | 0       | HY   | 0     | 0       |
| 711   | Pool Renovations                             | 1/05/11         | 0    |       |         |       | 0              | 0       | HY   | 0     | 0       |
| 714   | Road Sign - SW Farm Road                     | 11/21/12        | 0    |       |         |       | 0              | 0       | HY   | 0     | 0       |
| 715   | A/C Compressor                               | 9/13/12         | 0    |       |         |       | 0              | 0       | HY   | 0     | 0       |
| 716   | File Server                                  | 2/01/12         | 0    |       |         |       | 0              | 0       | HY   | 0     | 0       |
| 719   | AED for soccer fields                        | 9/28/12         | 0    |       |         |       | 0              | 0       | HY   | 0     | 0       |
| 721   | 11 Cybex Treadmills/2 ARC Trainers           | 4/02/12         | 0    |       |         |       | 0              | 0       | HY   | 0     | 0       |
| 722   | 3.5T A/C Unit - Gym                          | 5/08/13         | 0    |       |         |       | 0              | 0       | HY   | 0     | 0       |
| 723   | Evaporator Coil - A/C Unit - Daycare         | 6/19/13         | 0    |       |         |       | 0              | 0       | HY   | 0     | 0       |
| 725   | 2011 Kawasaki KAF400 Mule                    | 10/08/13        | 0    |       |         |       | 0              | 0       | HY   | 0     | 0       |
| 727   | Whirlpool 26.4 Cu Ft Side by Side Refrigerer | 7/08/13         | 0    |       |         |       | 0              | 0       | HY   | 0     | 0       |
| 728   | (7) Ellipticals & (3) Recumbant Bikes - Jule | 8/29/13         | 0    |       |         |       | 0              | 0       | HY   | 0     | 0       |
| 734   | Fence - Camp Area                            | 5/23/14         | 0    |       |         |       | 0              | 0       | HY   | 0     | 0       |
| 735   | Windows - Lobby                              | 5/28/14         | 0    |       |         |       | 0              | 0       | HY   | 0     | 0       |
| 736   | Flooring - Multipurpose Room Spin Room       | 9/01/14         | 0    |       |         |       | 0              | 0       | HY   | 0     | 0       |
|       | Sold/Scrapped: 12/31/23                      |                 |      |       |         |       |                |         |      |       |         |
| 741   | Condenser - Outside Air Unit                 | 5/27/14         | 0    |       |         |       | 0              | 0       | HY   | 0     | 0       |
| 742   | Condenser - Fitness Room                     | 7/29/14         | 0    |       |         |       | 0              | 0       | HY   | 0     | 0       |
| 744   | Compressor - First Stage Fitness Unit        | 8/13/14         | 0    |       |         |       | 0              | 0       | HY   | 0     | 0       |
| 745   | Blower Wheel - Fresh Air Unit - Gym/Fitne    | 3/24/14         | 0    |       |         |       | 0              | 0       | HY   | 0     | 0       |
| 754   | Treadmills/Stairclimber                      | 3/01/14         | 0    |       |         |       | 0              | 0       | HY   | 0     | 0       |
| 756   | Laptop MacBook Pro 2011 model                | 1/15/15         | 0    |       |         |       | 0              | 0       | HY   | 0     | 0       |
|       | Sold/Scrapped: 12/31/23                      |                 |      |       |         |       |                |         |      |       |         |
| 759   | Bayshore Front Doors                         | 9/29/15         | 0    |       |         |       | 0              | 0       | HY   | 0     | 0       |
| 760   | Stepmills (2)                                | 8/01/15         | 0    |       |         |       | 0              | 0       | HY   | 0     | 0       |
| 761   | Ultra Elegant Gigabit IP Phone System        | 3/01/15         | 0    |       |         |       | 0              | 0       | HY   | 0     | 0       |
| 762   | A/C Unit - locker rooms                      | 3/31/15         | 0    |       |         |       | 0              | 0       | HY   | 0     | 0       |
| 763   | Evaporator Coils (2) - multipurpose room     | 5/26/15         | 0    |       |         |       | 0              | 0       | HY   | 0     | 0       |
| 765   | A/C Unit Teddy Bear 15 ton                   | 12/17/15        | 0    |       |         |       | 0              | 0       | HY   | 0     | 0       |
| 767   | Pool Lights                                  | 12/31/15        | 0    |       |         |       | 0              | 0       | HY   | 0     | 0       |
| 769   | Fan Motor and Blower                         | 8/26/15         | 0    |       |         |       | 0              | 0       | HY   | 0     | 0       |
| 770   | Condensor                                    | 8/17/15         | 0    |       |         |       | 0              | 0       | HY   | 0     | 0       |
| 771   | Compressor                                   | 7/22/15         | 0    |       |         |       | 0              | 0       | HY   | 0     | 0       |
| 772   | 200 Amp Electrical meter                     | 12/15/15        | 0    |       |         |       | 0              | 0       | HY   | 0     | 0       |
| 774   | 1999 International Bus                       | 4/21/15         | 0    |       |         |       | 0              | 0       | HY   | 0     | 0       |
|       | Sold/Scrapped: 12/31/23                      |                 |      |       |         |       |                |         |      |       |         |
| 775   | 1999 Freightliner Bus                        | 12/31/15        | 0    |       |         |       | 0              | 0       | HY   | 0     | 0       |
| 777   | Circulating Pool Pump                        | 6/02/15         | 0    |       |         |       | 0              | 0       | HY   | 0     | 0       |
| 778   | Basketball Tork Winch                        | 10/19/15        | 0    |       |         |       | 0              | 0       | HY   | 0     | 0       |
| 779   | Elliptical                                   | 8/01/15         | 0    |       |         |       | 0              | 0       | HY   | 0     | 0       |
| 780   | Barbell Rack                                 | 8/01/15         | 0    |       |         |       | 0              | 0       | HY   | 0     | 0       |
| 781   | 20-65 Weight Bars                            | 8/01/15         | 0    |       |         |       | 0              | 0       | HY   | 0     | 0       |
| 782   | Functional Trainer                           | 8/01/15         | 0    |       |         |       | 0              | 0       | HY   | 0     | 0       |
| 783   | Jungle Gym                                   | 8/01/15         | 0    |       |         |       | 0              | 0       | HY   | 0     | 0       |



**AMT Asset Report**

**Form 990, Page 1**

| Asset | Description                            | Date In Service | Cost   | Bus % | Sec 179B Bonus | Basis for Depr | Per Conv | Meth   | Prior  | Current |
|-------|--|-----------------|--------|-------|----------------|----------------|----------|--------|--------|---------|
| 784   | VR 1 Ab/Back Extension Light Wgt Stack | 8/01/15         | 0      |       |                | 0              | 0        | HY     | 0      | 0       |
| 785   | VR 3 Fly/Rear Delt and Tricep Press    | 8/01/15         | 0      |       |                | 0              | 0        | HY     | 0      | 0       |
| 791   | AC UNIT #6 5 TON                       | 6/22/16         | 0      |       |                | 0              | 0        | HY     | 0      | 0       |
| 792   | AC UNIT LOBBY GOODMAN 5 TON            | 11/08/16        | 0      |       |                | 0              | 0        | HY     | 0      | 0       |
| 793   | 2 AC COILS WO-1977                     | 7/27/16         | 0      |       |                | 0              | 0        | HY     | 0      | 0       |
| 795   | (4) 5'x12' 1 MULTI COLOR MARQUEE S     | 8/08/16         | 0      |       |                | 0              | 0        | HY     | 0      | 0       |
| 796   | Boiler Pump                            | 4/14/16         | 0      |       |                | 0              | 0        | HY     | 0      | 0       |
| 797   | LADIES LOCKER ROOM HOT WATER H         | 4/14/16         | 0      |       |                | 0              | 0        | HY     | 0      | 0       |
| 798   | POOL FENCE AND WINDSCREEN              | 12/14/16        | 0      |       |                | 0              | 0        | HY     | 0      | 0       |
| 799   | NEW ROOFS - ALL STUART CAMPUS          | 6/23/16         | 0      |       |                | 0              | 0        | HY     | 0      | 0       |
| 800   | AEROBICS ROOM FLOOR                    | 12/13/16        | 0      |       |                | 0              | 0        | HY     | 0      | 0       |
| 801   | AC UNIT TEDDY BEAR                     | 2/29/16         | 0      |       |                | 0              | 0        | HY     | 0      | 0       |
| 802   | AC HANDLER IN GYM                      | 4/29/16         | 0      |       |                | 0              | 0        | HY     | 0      | 0       |
| 803   | POOL HEATER                            | 1/31/16         | 0      |       |                | 0              | 0        | HY     | 0      | 0       |
| 804   | Window tinting                         | 12/31/05        | 0      |       |                | 0              | 0        | HY     | 0      | 0       |
| 805   | POOL TARP                              | 12/21/16        | 0      |       |                | 0              | 0        | HY     | 0      | 0       |
| 806   | JONTI MOBILE ART AFTER SCHOOL C        | 2/25/16         | 0      |       |                | 0              | 0        | HY     | 0      | 0       |
| 807   | 6 SEAT STROLLER TODDLERS               | 11/01/16        | 0      |       |                | 0              | 0        | HY     | 0      | 0       |
| 2005  | Water/Sewer Lines                      | 1/31/04         | 0      |       |                | 0              | 0        | HY     | 0      | 0       |
| 2012  | 1 Lexmark T630 Laser Printer           | 2/09/04         | 0      |       |                | 0              | 0        | HY     | 0      | 0       |
|       | Sold/Scrapped: 12/31/23                |                 |        |       |                |                |          |        |        |         |
| 2030  | Air Condensor Coil                     | 5/05/04         | 0      |       |                | 0              | 0        | HY     | 0      | 0       |
| 2031  | IMPRV. O/T BLDG                        | 7/01/99         | 0      |       |                | 0              | 0        | HY     | 0      | 0       |
| 2032  | BLDG IMPROVEMENTS                      | 7/01/99         | 0      |       |                | 0              | 0        | HY     | 0      | 0       |
| 2050  | Refurbish Men's Room off Gym           | 6/23/04         | 0      |       |                | 0              | 0        | HY     | 0      | 0       |
| 2060  | Septic Tank Pump                       | 8/12/04         | 0      |       |                | 0              | 0        | HY     | 0      | 0       |
| 2070  | Fire Sprinkler System                  | 8/28/04         | 0      |       |                | 0              | 0        | HY     | 0      | 0       |
| 2071  | SEWER                                  | 6/30/00         | 0      |       |                | 0              | 0        | HY     | 0      | 0       |
| 2072  | Electric for Irrigation                | 5/31/02         | 0      |       |                | 0              | 0        | HY     | 0      | 0       |
| 2073  | 29 Passanger Bus                       | 8/30/02         | 0      |       |                | 0              | 0        | HY     | 0      | 0       |
| 2074  | 2 SOCCER GOALS                         | 6/30/99         | 0      |       |                | 0              | 0        | HY     | 0      | 0       |
| 2075  | BLEACHERS-BASKETBALL                   | 2/27/00         | 0      |       |                | 0              | 0        | HY     | 0      | 0       |
| 2077  | Lockers                                | 11/01/02        | 0      |       |                | 0              | 0        | HY     | 0      | 0       |
| 2078  | Pool Furniture                         | 11/01/02        | 0      |       |                | 0              | 0        | HY     | 0      | 0       |
|       | Sold/Scrapped: 12/31/23                |                 |        |       |                |                |          |        |        |         |
| 2080  | Playground Equipment                   | 2/28/03         | 0      |       |                | 0              | 0        | HY     | 0      | 0       |
| 2081  | 1 Laser Printer                        | 2/01/04         | 0      |       |                | 0              | 0        | HY     | 0      | 0       |
|       | Sold/Scrapped: 12/31/23                |                 |        |       |                |                |          |        |        |         |
| 10100 | 4 Precor lower body equipment          | 2/01/04         | 0      |       |                | 0              | 0        | HY     | 0      | 0       |
| 10101 | TRUE STRETCH STATION                   | 1/27/16         | 0      |       |                | 0              | 0        | HY     | 0      | 0       |
| 10102 | Pool                                   | 12/31/18        | 0      |       |                | 0              | 0        | HY     | 0      | 0       |
| 10103 | A/C in Aerobic and Spin                | 12/31/18        | 0      |       |                | 0              | 0        | HY     | 0      | 0       |
| 10104 | Fire Alarm Equip                       | 12/31/18        | 0      |       |                | 0              | 0        | HY     | 0      | 0       |
| 10105 | Equipment                              | 7/01/19         | 4,502  |       |                | 4,502          | 7        | MO S/L | 2,251  | 643     |
| 10106 | EQUIPMENT                              | 3/01/19         | 5,199  |       |                | 5,199          | 7        | MO S/L | 2,847  | 743     |
|       | Sold/Scrapped: 12/31/23                |                 |        |       |                |                |          |        |        |         |
| 10107 | EQUIPMENT                              | 5/01/19         | 3,081  |       |                | 3,081          | 7        | MO S/L | 1,614  | 440     |
|       | Sold/Scrapped: 12/31/23                |                 |        |       |                |                |          |        |        |         |
| 10108 | EQUIPMENT                              | 1/01/19         | 7,760  |       |                | 7,760          | 7        | MO S/L | 4,434  | 1,109   |
|       | Sold/Scrapped: 12/31/23                |                 |        |       |                |                |          |        |        |         |
| 10109 | EQUIPMENT                              | 2/01/19         | 7,760  |       |                | 7,760          | 7        | MO S/L | 4,342  | 1,108   |
|       | Sold/Scrapped: 12/31/23                |                 |        |       |                |                |          |        |        |         |
| 10110 | EQUIPMENT                              | 11/01/19        | 10,676 |       |                | 10,676         | 7        | MO S/L | 4,830  | 1,525   |
|       | Sold/Scrapped: 12/31/23                |                 |        |       |                |                |          |        |        |         |
| 10111 | EQUIPMENT                              | 12/31/19        | 3,173  |       |                | 3,173          | 7        | MO S/L | 1,360  | 453     |
|       | Sold/Scrapped: 12/31/23                |                 |        |       |                |                |          |        |        |         |
| 10112 | EQUIPMENT                              | 3/01/19         | 13,700 |       |                | 13,700         | 7        | MO S/L | 7,502  | 1,958   |
|       | Sold/Scrapped: 12/31/23                |                 |        |       |                |                |          |        |        |         |
| 10113 | EQUIPMENT                              | 8/01/19         | 9,875  |       |                | 9,875          | 7        | MO S/L | 4,820  | 1,411   |
|       | Sold/Scrapped: 12/31/23                |                 |        |       |                |                |          |        |        |         |
| 10114 | BUILDING IMPROVEMENT                   | 8/01/19         | 38,886 |       |                | 38,886         | 7        | MO S/L | 18,980 | 5,555   |
| 10115 | IRRIGATION - OUTDOOR CLASS             | 3/17/20         | 0      |       |                | 0              | 0        | HY     | 0      | 0       |
| 10116 | FENCING                                | 5/28/20         | 0      |       |                | 0              | 0        | HY     | 0      | 0       |
| 10117 | PLAYGROUND MULCH                       | 7/06/20         | 0      |       |                | 0              | 0        | HY     | 0      | 0       |
| 10118 | POOL FENCE                             | 8/04/20         | 0      |       |                | 0              | 0        | HY     | 0      | 0       |
| 10119 | CCTV SYSTEM                            | 9/15/20         | 0      |       |                | 0              | 0        | HY     | 0      | 0       |
| 10120 | A/C REPLACEMENT - MENS LOCKER F        | 12/14/20        | 0      |       |                | 0              | 0        | HY     | 0      | 0       |
| 10121 | SAVIN B/W BUY OUT                      | 4/29/20         | 0      |       |                | 0              | 0        | HY     | 0      | 0       |
| 10122 | BUSINESS FURNITURE                     | 8/11/20         | 0      |       |                | 0              | 0        | HY     | 0      | 0       |
| 10123 | Business Center Reno                   | 8/11/20         | 0      |       |                | 0              | 0        | HY     | 0      | 0       |
| 10124 | HOT WATER HEATER                       | 9/02/20         | 0      |       |                | 0              | 0        | HY     | 0      | 0       |

**AMT Asset Report**

**Form 990, Page 1**

| Asset                                    | Description               | Date<br>In Service | Cost           | Bus<br>% | Sec<br>179 | Bonus | Basis<br>for Depr | Per<br>Conv | Meth   | Prior         | Current       |
|--|---------------------------|--------------------|----------------|----------|------------|-------|-------------------|-------------|--------|---------------|---------------|
| 10125                                    | AIR COMPRESSOR            | 9/02/20            | 0              |          |            |       | 0                 | 0           | HY     | 0             | 0             |
| 10126                                    | A/C Replacement           | 8/12/20            | 0              |          |            |       | 0                 | 0           | HY     | 0             | 0             |
| 10128                                    | Roof Repair               | 10/20/20           | 0              |          |            |       | 0                 | 0           | HY     | 0             | 0             |
| 10129                                    | Fire Sprinklers           | 10/20/20           | 0              |          |            |       | 0                 | 0           | HY     | 0             | 0             |
| 10130                                    | Pool Electric             | 10/20/20           | 0              |          |            |       | 0                 | 0           | HY     | 0             | 0             |
| 10131                                    | New Gym Floors            | 2/22/21            | 17,400         |          |            |       | 17,400            | 15          | MO S/L | 2,127         | 1,160         |
| 10132                                    | Doors Repaired            | 10/31/21           | 1,250          |          |            |       | 1,250             | 10          | MO S/L | 146           | 125           |
| 10133                                    | Levono Thinkbook          | 11/22/21           | 1,244          |          |            |       | 1,244             | 5           | MO S/L | 270           | 248           |
| 10134                                    | Pool Side Removal         | 1/18/21            | 3,500          |          |            |       | 3,500             | 15          | MO S/L | 447           | 234           |
| 10135                                    | Backwash & Stenner Pump   | 9/22/21            | 2,607          |          |            |       | 2,607             | 7           | MO S/L | 465           | 373           |
| 10136                                    | Tent Cover Poles          | 6/16/21            | 1,266          |          |            |       | 1,266             | 7           | MO S/L | 271           | 181           |
| 10137                                    | Tent Covers               | 7/17/21            | 1,161          |          |            |       | 1,161             | 7           | MO S/L | 235           | 166           |
| 10138                                    | Refrigartor               | 9/02/21            | 2,000          |          |            |       | 2,000             | 7           | MO S/L | 381           | 286           |
| 10139                                    | Rubber Hex Dumbbells      | 6/02/21            | 1,586          |          |            |       | 1,586             | 7           | MO S/L | 359           | 226           |
| 10140                                    | Field Lift Station Repair | 11/04/21           | 4,302          |          |            |       | 4,302             | 7           | MO S/L | 717           | 615           |
| 10142                                    | Gym Wall Padding          | 6/02/21            | 10,255         |          |            |       | 10,255            | 7           | MO S/L | 2,320         | 1,465         |
| 10143                                    | Gym Floor Power Supply    | 6/15/21            | 1,300          |          |            |       | 1,300             | 7           | MO S/L | 294           | 186           |
| 10144                                    | 2019 Ford T350 Van        | 7/25/22            | 45,435         |          |            |       | 45,435            | 5           | MO S/L | 3,786         | 9,087         |
| 10145                                    | 2014 Thomas C2            | 11/16/22           | 50,000         |          |            |       | 50,000            | 5           | MO S/L | 833           | 10,000        |
| 10146                                    | Tables/Charis/Chair Dolly | 5/18/22            | 9,283          |          |            |       | 9,283             | 7           | MO S/L | 774           | 1,326         |
| 10147                                    | Playground Improvements   | 12/31/22           | 16,640         |          |            |       | 16,640            | 7           | MO S/L | 0             | 2,377         |
| 10148                                    | Soccer Field              | 12/31/22           | 158,240        |          |            |       | 158,240           | 15          | MO S/L | 0             | 10,549        |
| 10149                                    | Field Irrigation System   | 12/31/22           | 44,221         |          |            |       | 44,221            | 15          | MO S/L | 0             | 2,948         |
| 10150                                    | Field Project             | 12/31/22           | 164,500        |          |            |       | 164,500           | 15          | MO S/L | 0             | 10,967        |
| 10151                                    | Outdoor Classroom         | 12/31/22           | 15,000         |          |            |       | 15,000            | 7           | MO S/L | 0             | 2,143         |
| 10152                                    | Flooring                  | 12/31/22           | 15,909         |          |            |       | 15,909            | 15          | MO S/L | 0             | 1,061         |
| 10153                                    | Pool Reno                 | 12/31/22           | 19,047         |          |            |       | 19,047            | 15          | MO S/L | 0             | 1,270         |
| 10154                                    | Multi-Purpose Room Reno   | 12/31/22           | 5,475          |          |            |       | 5,475             | 15          | MO S/L | 0             | 365           |
| 10155                                    | Lift Station              | 12/31/22           | 7,159          |          |            |       | 7,159             | 10          | MO S/L | 0             | 716           |
| 10156                                    | Indiantown Pool           | 12/31/23           | 256,521        |          |            |       | 256,521           | 7           | MO S/L | 0             | 0             |
| 10157                                    | Fitness Area Indiantown   | 12/31/23           | 0              |          |            |       | 0                 | 0           | HY     | 0             | 0             |
| 10158                                    | Thomas Bus CFP9578        | 12/31/23           | 0              |          |            |       | 0                 | 0           | HY     | 0             | 0             |
| 10159                                    | Preschool Doors           | 12/31/23           | 0              |          |            |       | 0                 | 0           | HY     | 0             | 0             |
| 10160                                    | Drinking fountains        | 12/31/23           | 0              |          |            |       | 0                 | 0           | HY     | 0             | 0             |
| 10161                                    | Sign and Lighting         | 12/31/23           | 0              |          |            |       | 0                 | 0           | HY     | 0             | 0             |
| 10162                                    | Commercial Pump           | 12/31/23           | 0              |          |            |       | 0                 | 0           | HY     | 0             | 0             |
| 10163                                    | Waterheater Bayshore      | 12/31/23           | 0              |          |            |       | 0                 | 0           | HY     | 0             | 0             |
| 10164                                    | Actuator Pump             | 12/31/23           | 0              |          |            |       | 0                 | 0           | HY     | 0             | 0             |
| 10165                                    | Siggnage and Bay Lights   | 12/31/23           | 0              |          |            |       | 0                 | 0           | HY     | 0             | 0             |
| 10166                                    | Soccer Field Lift Station | 12/31/23           | 0              |          |            |       | 0                 | 0           | HY     | 0             | 0             |
| <b>Total Other Depreciation</b>          |                           |                    | <u>959,913</u> |          |            |       | <u>959,913</u>    |             |        | <u>66,405</u> | <u>73,019</u> |
| <b>Total ACRS and Other Depreciation</b> |                           |                    | <u>959,913</u> |          |            |       | <u>959,913</u>    |             |        | <u>66,405</u> | <u>73,019</u> |
| <b>Grand Totals</b>                      |                           |                    | 972,139        |          |            |       | 972,139           |             |        | 67,176        | 73,332        |
| <b>Less: Dispositions and Transfers</b>  |                           |                    | <u>61,224</u>  |          |            |       | <u>61,224</u>     |             |        | <u>31,749</u> | <u>8,747</u>  |
| <b>Net Grand Totals</b>                  |                           |                    | <u>910,915</u> |          |            |       | <u>910,915</u>    |             |        | <u>35,427</u> | <u>64,585</u> |

**Bonus Depreciation Report**

**Form 990, Page 1**

| Asset                                   | Property Description    | Date In Service | Tax Cost | Bus Pct | Tax Sec 179 Exp | Current Bonus | Prior Bonus | Tax - Basis for Depr |
|---|-------------------------|-----------------|----------|---------|-----------------|---------------|-------------|----------------------|
| 567                                     | Sign                    | 11/01/03        | 3,190    | 100     | 0               | 0             | 1,595       | 1,595                |
| 10131                                   | New Gym Floors          | 2/22/21         | 17,400   |         | 0               | 0             | 0           | 17,400               |
| 10132                                   | Doors Repaired          | 10/31/21        | 1,250    |         | 0               | 0             | 0           | 1,250                |
| 10152                                   | Flooring                | 12/31/22        | 15,909   |         | 0               | 0             | 0           | 15,909               |
| 10154                                   | Multi-Purpose Room Reno | 12/31/22        | 5,475    |         | 0               | 0             | 0           | 5,475                |
| <b>Grand Total</b>                      |                         |                 | 43,224   |         | 0               | 0             | 1,595       | 41,629               |
| <b>Less: Dispositions and Transfers</b> |                         |                 | 3,190    |         | 0               | 0             | 1,595       | 1,595                |
| <b>Net Grand Total</b>                  |                         |                 | 40,034   |         | 0               | 0             | 0           | 40,034               |

# Depreciation Adjustment Report

## All Business Activities

| <u>Form</u> | <u>Unit</u> | <u>Asset</u> | <u>Description</u> | <u>Tax</u> | <u>AMT</u> | <u>AMT<br/>Adjustments/<br/>Preferences</u> |
|-------------|-------------|--------------|--------------------|------------|------------|---|
|-------------|-------------|--------------|--------------------|------------|------------|---|

**There are no assets that meet the criteria of this report**

| Asset                      | Description                            | Date In Service | Cost      | Tax    | AMT |
|----------------------------|--|-----------------|-----------|--------|-----|
| <b>Other Depreciation:</b> |  |                 |           |        |     |
| 6                          | AUXILLARY GYM                          | 10/15/87        | 744,854   | 0      | 0   |
| 7                          | POOL                                   | 12/15/87        | 196,277   | 0      | 0   |
| 9                          | POOL                                   | 6/01/88         | 8,666     | 0      | 0   |
| 11                         | GYM PARKING LOT                        | 7/01/90         | 651,169   | 0      | 0   |
| 12                         | CHILD CARE CENTER                      | 2/21/91         | 81,338    | 0      | 0   |
| 16                         | Pilates Equip                          | 3/15/05         | 23,419    | 0      | 0   |
| 17                         | GYM FLOOR                              | 6/01/95         | 1,575     | 50     | 0   |
| 20                         | GYM EXIT DOOR                          | 12/01/95        | 927       | 0      | 0   |
| 22                         | FIRE ALARM SYSTEM                      | 4/30/96         | 7,200     | 228    | 0   |
| 23                         | SINK AND CABINET                       | 8/30/96         | 765       | 0      | 0   |
| 25                         | LAND                                   | 10/15/87        | 127,158   | 0      | 0   |
| 26                         | REPAVE EAST PARKING                    | 11/01/95        | 3,000     | 0      | 0   |
| 149                        | AEROBIC STEPS                          | 4/30/96         | 1,300     | 0      | 0   |
| 160                        | POOL SIDE                              | 3/01/97         | 19,900    | 0      | 0   |
| 169                        | WELL PHASE II                          | 12/01/97        | 1,609     | 0      | 0   |
| 171                        | SOCCER FIELD FILL                      | 12/01/97        | 678       | 0      | 0   |
| 190                        | SECURITY FENCE                         | 12/31/97        | 1,540     | 0      | 0   |
| 202                        | FIRE ALARM                             | 3/01/97         | 8,220     | 0      | 0   |
| 205                        | PHASE II BUILDING                      | 3/01/97         | 1,272,538 | 40,398 | 0   |
| 207                        | AEROBIC ROOM DOOR                      | 6/30/98         | 2,100     | 0      | 0   |
| 213                        | DUMBELLS & RACK                        | 3/25/98         | 1,958     | 0      | 0   |
| 215                        | EXERCISE WEIGHTS                       | 5/31/98         | 653       | 0      | 0   |
| 225                        | OFFICE FURNITURE                       | 10/08/98        | 580       | 0      | 0   |
| 385                        | GYMSIGN                                | 3/31/99         | 635       | 0      | 0   |
| 395                        | DIGIBD AND INSTALL                     | 3/31/99         | 3,074     | 0      | 0   |
| 408                        | Renovations-new after school/camp room | 7/01/17         | 111,400   | 7,427  | 0   |
| 409                        | Flooring Pilates room                  | 11/09/17        | 5,740     | 683    | 0   |
| 412                        | Fire Alarm Panel                       | 10/18/17        | 3,690     | 246    | 0   |
| 413                        | Manway Cover                           | 4/26/17         | 1,058     | 71     | 0   |
| 415                        | Lifeguard Office split AC unit         | 6/19/17         | 2,600     | 67     | 0   |
| 417                        | Indiantown Fire Alarm Panel            | 12/01/17        | 2,670     | 178    | 0   |
| 418                        | Indiantown Pool Pump                   | 6/01/17         | 1,953     | 116    | 0   |
| 427                        | Indiantown Pool Fence                  | 4/01/17         | 1,048     | 37     | 0   |
| 432                        | Summer Camp Playground Structure       | 1/31/17         | 79,820    | 950    | 0   |
| 433                        | Venture Construction Locker Room       | 11/14/18        | 44,325    | 1,137  | 0   |
| 434                        | GYM PARKING LOT ADDITION               | 8/31/99         | 224,640   | 0      | 0   |
| 436                        | Toilets and Urinals for Locker Room    | 11/14/18        | 4,205     | 0      | 0   |
| 437                        | Equipment                              | 12/31/18        | 20,144    | 0      | 0   |
| 438                        | Pool                                   | 12/31/18        | 3,650     | 522    | 0   |
| 439                        | IT Pool                                | 12/31/18        | 71,575    | 0      | 0   |
| 440                        | Doors and Contacts                     | 12/31/18        | 3,103     | 0      | 0   |
| 441                        | Carpet                                 | 12/31/18        | 4,359     | 0      | 0   |
| 442                        | Locker Room - Home Depot               | 12/31/18        | 1,646     | 0      | 0   |
| 443                        | Equipment                              | 12/31/18        | 11,225    | 0      | 0   |
| 444                        | Pool Computer Equipment                | 12/31/18        | 2,439     | 0      | 0   |
| 445                        | Laptops and Signs                      | 12/31/18        | 5,963     | 0      | 0   |
| 446                        | FENCE                                  | 6/30/00         | 2,225     | 0      | 0   |
| 447                        | Pool                                   | 12/31/18        | 2,439     | 348    | 0   |
| 448                        | Compressor                             | 12/31/18        | 1,806     | 258    | 0   |
| 451                        | Pool Fence                             | 12/31/18        | 1,000     | 67     | 0   |
| 454                        | GYMNASIUM CURTAIN                      | 12/31/00        | 5,496     | 0      | 0   |
| 466                        | LOCKERS                                | 2/15/00         | 20,561    | 0      | 0   |
| 468                        | SHUTTERS                               | 6/30/00         | 3,618     | 0      | 0   |
| 471                        | MISC. FURNITURE & FIXTURES-LR/CC       | 10/31/00        | 39,922    | 0      | 0   |
| 472                        | TABLES/CHILDREN/LOCKER ROOM/CHILD      | 8/31/00         | 2,098     | 0      | 0   |
| 474                        | BLINDS IN TBA/LOCKER ROOM/CHILD CA     | 6/30/00         | 2,114     | 0      | 0   |
| 476                        | GOALS-SOCCER                           | 10/31/00        | 5,679     | 0      | 0   |
| 480                        | PLAYGROUND/INDIANTOWN                  | 12/31/00        | 3,871     | 0      | 0   |
| 483                        | PLAYGROUND                             | 7/31/00         | 20,873    | 0      | 0   |
| 487                        | SOCCER PAVILION                        | 6/15/00         | 98,949    | 0      | 0   |
| 489                        | PARKING LOT/LANDSCAPE                  | 12/31/00        | 1,175     | 0      | 0   |
| 491                        | LOCKER ROOM                            | 5/10/00         | 431,855   | 11,073 | 0   |
| 492                        | CHILD CARE                             | 6/05/00         | 796,013   | 20,411 | 0   |
| 494                        | SOCCER FIELD                           | 11/20/00        | 235,070   | 0      | 0   |
| 500                        | Indiantown Building                    | 11/01/02        | 1,807,761 | 46,353 | 0   |
| 501                        | Stuart Pool Renovations                | 1/15/02         | 279,983   | 0      | 0   |
| 503                        | Electric - Fitness Floor               | 5/31/02         | 1,446     | 0      | 0   |

| Asset | Description                                | Date In Service | Cost   | Tax   | AMT |
|-------|--|-----------------|--------|-------|-----|
| 504   | PRKNG LOT- DICKERSON                       | 7/01/99         | 40,000 | 0     | 0   |
| 505   | LAND                                       | 7/01/65         | 24,360 | 0     | 0   |
| 507   | 29 Passanger Bus                           | 8/30/02         | 44,408 | 0     | 0   |
| 509   | GYM FLOOR                                  | 5/31/00         | 55,815 | 0     | 0   |
| 510   | STUART FIELD FERTILIZER                    | 4/30/01         | 1,071  | 0     | 0   |
| 511   | ENGINEERING                                | 4/30/01         | 3,905  | 0     | 0   |
| 513   | Classroom Equipment                        | 11/01/02        | 88,018 | 0     | 0   |
| 516   | TEDDY BEAR SOUND PROOFING                  | 4/30/01         | 1,616  | 0     | 0   |
| 527   | Floor Safe                                 | 11/01/02        | 885    | 0     | 0   |
| 532   | TWO HUBS                                   | 8/31/01         | 749    | 0     | 0   |
| 538   | MISCELLANEOUS EQUIPMENT                    | 8/31/01         | 347    | 0     | 0   |
| 546   | Classroom Misc                             | 3/31/03         | 4,203  | 0     | 0   |
| 557   | Leg Press                                  | 12/01/03        | 2,389  | 0     | 0   |
| 558   | A/C Coils                                  | 8/31/03         | 7,046  | 0     | 0   |
| 561   | Building                                   | 6/30/03         | 29,649 | 760   | 0   |
| 563   | Pool Fence                                 | 5/16/03         | 7,763  | 0     | 0   |
| 564   | Tile floor                                 | 5/06/05         | 22,450 | 0     | 0   |
| 570   | File cabinets                              | 4/21/05         | 2,208  | 0     | 0   |
| 575   | Amplifier                                  | 6/21/05         | 560    | 0     | 0   |
| 591   | Hydroforce Pool Pump                       | 3/08/06         | 546    | 0     | 0   |
| 593   | Pool Pump for Mushroom Pool                | 5/19/06         | 3,824  | 0     | 0   |
| 596   | Mirrored Wall                              | 6/27/06         | 2,700  | 0     | 0   |
| 601   | Cybox Equipment                            | 6/01/06         | 84,131 | 0     | 0   |
| 611   | Canoe Trailer                              | 4/27/07         | 1,891  | 0     | 0   |
| 616   | Sheave Pulley on Air handler               | 2/02/07         | 875    | 0     | 0   |
| 619   | Air Handler                                | 7/13/07         | 4,610  | 0     | 0   |
| 622   | Custom reception Desk                      | 1/03/07         | 7,028  | 0     | 0   |
| 623   | Custom reception Desk                      | 1/03/07         | 2,304  | 0     | 0   |
| 627   | Fire Panel with Sattelite Panel            | 7/25/07         | 2,878  | 0     | 0   |
| 632   | File Server Switch                         | 4/17/07         | 814    | 0     | 0   |
| 641   | Weight cubbies for aerobics                | 5/10/08         | 1,300  | 0     | 0   |
| 645   | Kiddy pool fence                           | 11/03/08        | 3,375  | 0     | 0   |
| 649   | remodeling of TBA rooms 1 2 and 3          | 2/19/08         | 9,868  | 0     | 0   |
| 650   | Bayshore Sidewalk                          | 2/08/08         | 2,754  | 0     | 0   |
| 653   | 3 row 30 seat Tip n roll bleachers         | 4/15/08         | 1,112  | 0     | 0   |
| 657   | Custom Reception Desk                      | 1/01/08         | 7,028  | 0     | 0   |
| 659   | Biodex cycle                               | 3/19/08         | 4,173  | 0     | 0   |
| 660   | (2) 3.5 ton A/Cunits                       | 6/10/09         | 6,492  | 0     | 0   |
| 661   | Heater (classrooms 1 2 & 3)                | 1/12/09         | 1,575  | 0     | 0   |
| 662   | Hydropower Pool Chairlift                  | 6/11/09         | 1,478  | 0     | 0   |
| 663   | Hydropower Pool Chairlift                  | 6/11/09         | 1,885  | 0     | 0   |
| 664   | Volleyball Standards                       | 6/05/09         | 1,200  | 0     | 0   |
| 665   | Volleyball Standards                       | 6/05/09         | 4,260  | 0     | 0   |
| 671   | Security Camera System                     | 10/29/09        | 2,662  | 0     | 0   |
| 673   | 3 ton A/C Condensor                        | 9/27/10         | 3,450  | 0     | 0   |
| 674   | 15 ton A/C TBA                             | 5/12/10         | 13,300 | 0     | 0   |
| 675   | 4 Ton A/C - Main Building                  | 5/12/10         | 8,400  | 0     | 0   |
| 676   | 10 Ton A/C - Men's Locker Room             | 5/12/10         | 11,300 | 0     | 0   |
| 677   | Front Lobby A/C Condensing Coil            | 12/02/10        | 1,450  | 0     | 0   |
| 682   | Pool Deck                                  | 12/22/10        | 12,900 | 0     | 0   |
| 683   | Fence-VPK playground                       | 4/01/10         | 3,000  | 0     | 0   |
| 684   | Front Overhang/Sofet                       | 10/24/10        | 1,750  | 0     | 0   |
| 693   | Security System/Pool Monitoring system     | 3/24/10         | 3,105  | 0     | 0   |
| 695   | Free Standing Floor Open Rack              | 6/30/10         | 650    | 0     | 0   |
| 696   | Spin Room Audio Solutions: Bogen Amplifier | 6/30/10         | 1,129  | 0     | 0   |
| 698   | PA System/Peavey Escort 30                 | 7/23/10         | 650    | 0     | 0   |
| 699   | Water Fountain-Aerobics Room               | 9/23/10         | 769    | 0     | 0   |
| 702   | Exterior Window Blinds-Multi Purpose Room  | 8/09/10         | 2,268  | 0     | 0   |
| 703   | POOL COMPUTER-CHEMICAL MGMT SYS1           | 8/01/10         | 11,377 | 0     | 0   |
| 704   | 3.5 T A/C Condensor                        | 8/17/11         | 1,750  | 0     | 0   |
| 707   | Motor Controller                           | 5/02/11         | 1,782  | 0     | 0   |
| 708   | Basketball Winch motors                    | 3/09/11         | 4,550  | 0     | 0   |
| 711   | Pool Renovations                           | 1/05/11         | 45,128 | 3,008 | 0   |
| 714   | Road Sign - SW Farm Road                   | 11/21/12        | 1,450  | 0     | 0   |
| 715   | A/C Compressor                             | 9/13/12         | 1,650  | 0     | 0   |
| 716   | File Server                                | 2/01/12         | 4,983  | 0     | 0   |
| 719   | AED for soccer fields                      | 9/28/12         | 1,600  | 0     | 0   |
| 721   | 11 Cybex Treadmills/2 ARC Trainers         | 4/02/12         | 63,329 | 0     | 0   |
| 722   | 3.5T A/C Unit - Gym                        | 5/08/13         | 3,300  | 0     | 0   |
| 723   | Evaporator Coil - A/C Unit - Daycare       | 6/19/13         | 2,500  | 0     | 0   |
| 725   | 2011 Kawasaki KAF400 Mule                  | 10/08/13        | 7,445  | 0     | 0   |

| Asset | Description                                   | Date In Service | Cost    | Tax    | AMT   |
|-------|---|-----------------|---------|--------|-------|
| 727   | Whirlpool 26.4 Cu Ft Side by Side Refrigerato | 7/08/13         | 1,336   | 0      | 0     |
| 728   | (7) Ellipticals & (3) Recumbant Bikes - Jules | 8/29/13         | 47,923  | 0      | 0     |
| 734   | Fence - Camp Area                             | 5/23/14         | 1,800   | 0      | 0     |
| 735   | Windows - Lobby                               | 5/28/14         | 15,965  | 1,064  | 0     |
| 741   | Condenser - Outside Air Unit                  | 5/27/14         | 2,975   | 0      | 0     |
| 742   | Condenser - Fitness Room                      | 7/29/14         | 2,975   | 0      | 0     |
| 744   | Compressor - First Stage Fitness Unit         | 8/13/14         | 4,575   | 0      | 0     |
| 745   | Blower Wheel - Fresh Air Unit - Gym/Fitness   | 3/24/14         | 2,300   | 0      | 0     |
| 754   | Treadmills/Stairclimber                       | 3/01/14         | 22,381  | 0      | 0     |
| 759   | Bayshore Front Doors                          | 9/29/15         | 5,430   | 362    | 0     |
| 760   | Stepmills (2)                                 | 8/01/15         | 11,429  | 0      | 0     |
| 761   | Ultra Elegant Gigabit IP Phone System         | 3/01/15         | 17,805  | 0      | 0     |
| 762   | A/C Unit - locker rooms                       | 3/31/15         | 16,300  | 0      | 0     |
| 763   | Evaporator Coils (2) - multipurpose room      | 5/26/15         | 3,200   | 0      | 0     |
| 765   | A/C Unit Teddy Bear 15 ton                    | 12/17/15        | 8,000   | 0      | 0     |
| 767   | Pool Lights                                   | 12/31/15        | 7,000   | 0      | 0     |
| 769   | Fan Motor and Blower                          | 8/26/15         | 1,658   | 0      | 0     |
| 770   | Condensor                                     | 8/17/15         | 1,800   | 0      | 0     |
| 771   | Compressor                                    | 7/22/15         | 1,664   | 0      | 0     |
| 772   | 200 Amp Electrical meter                      | 12/15/15        | 1,950   | 130    | 0     |
| 775   | 1999 Freightliner Bus                         | 12/31/15        | 4,200   | 0      | 0     |
| 777   | Circulating Pool Pump                         | 6/02/15         | 7,395   | 0      | 0     |
| 778   | Basketball Tork Winch                         | 10/19/15        | 1,437   | 0      | 0     |
| 779   | Elliptical                                    | 8/01/15         | 6,595   | 0      | 0     |
| 780   | Barbell Rack                                  | 8/01/15         | 788     | 0      | 0     |
| 781   | 20-65 Weight Bars                             | 8/01/15         | 1,976   | 0      | 0     |
| 782   | Functional Trainer                            | 8/01/15         | 4,726   | 0      | 0     |
| 783   | Jungle Gym                                    | 8/01/15         | 12,289  | 0      | 0     |
| 784   | VR 1 Ab/Back Extension Light Wgt Stack        | 8/01/15         | 3,028   | 0      | 0     |
| 785   | VR 3 Fly/Rear Delt and Tricep Press           | 8/01/15         | 6,383   | 0      | 0     |
| 791   | AC UNIT #6 5 TON                              | 6/22/16         | 4,275   | 0      | 0     |
| 792   | AC UNIT LOBBY GOODMAN 5 TON                   | 11/08/16        | 4,375   | 0      | 0     |
| 793   | 2 AC COILS WO-1977                            | 7/27/16         | 4,785   | 0      | 0     |
| 795   | (4) 5'x12' 1 MULTI COLOR MARQUEE SIGN         | 8/08/16         | 7,335   | 0      | 0     |
| 796   | Boiler Pump                                   | 4/14/16         | 1,384   | 0      | 0     |
| 797   | LADIES LOCKER ROOM HOT WATER HEA              | 4/14/16         | 1,666   | 0      | 0     |
| 798   | POOL FENCE AND WINDSCREEN                     | 12/14/16        | 3,400   | 0      | 0     |
| 799   | NEW ROOFS - ALL STUART CAMPUS                 | 6/23/16         | 721,998 | 36,100 | 0     |
| 800   | AEROBICS ROOM FLOOR                           | 12/13/16        | 17,799  | 0      | 0     |
| 801   | AC UNIT TEDDY BEAR                            | 2/29/16         | 16,300  | 0      | 0     |
| 802   | AC HANDLER IN GYM                             | 4/29/16         | 7,400   | 0      | 0     |
| 803   | POOL HEATER                                   | 1/31/16         | 2,800   | 0      | 0     |
| 804   | Window tinting                                | 12/31/05        | 4,875   | 0      | 0     |
| 805   | POOL TARP                                     | 12/21/16        | 3,699   | 0      | 0     |
| 806   | JONTI MOBILE ART AFTER SCHOOL CABIN           | 2/25/16         | 1,096   | 0      | 0     |
| 807   | 6 SEAT STROLLER TODDLERS                      | 11/01/16        | 1,357   | 0      | 0     |
| 2005  | Water/Sewer Lines                             | 1/31/04         | 11,784  | 0      | 0     |
| 2030  | Air Condensor Coil                            | 5/05/04         | 4,700   | 0      | 0     |
| 2031  | IMPRV. O/T BLDG                               | 7/01/99         | 3,266   | 0      | 0     |
| 2032  | BLDG IMPROVEMENTS                             | 7/01/99         | 67,076  | 1,719  | 0     |
| 2050  | Refurbish Men's Room off Gym                  | 6/23/04         | 1,488   | 0      | 0     |
| 2060  | Septic Tank Pump                              | 8/12/04         | 1,193   | 0      | 0     |
| 2070  | Fire Sprinkler System                         | 8/28/04         | 1,133   | 0      | 0     |
| 2071  | SEWER   | 6/30/00         | 980     | 0      | 0     |
| 2072  | Electric for Irrigation                       | 5/31/02         | 900     | 0      | 0     |
| 2073  | 29 Passanger Bus                              | 8/30/02         | 44,408  | 0      | 0     |
| 2074  | 2 SOCCER GOALS                                | 6/30/99         | 697     | 0      | 0     |
| 2075  | BLEACHERS-BASKETBALL                          | 2/27/00         | 600     | 0      | 0     |
| 2077  | Lockers                                       | 11/01/02        | 3,665   | 0      | 0     |
| 2080  | Playground Equipment                          | 2/28/03         | 50,583  | 0      | 0     |
| 10100 | 4 Precor lower body equipment                 | 2/01/04         | 11,560  | 0      | 0     |
| 10101 | TRUE STRETCH STATION                          | 1/27/16         | 2,099   | 0      | 0     |
| 10102 | Pool  | 12/31/18        | 9,191   | 1,313  | 0     |
| 10103 | A/C in Aerobic and Spin                       | 12/31/18        | 31,375  | 0      | 0     |
| 10104 | Fire Alarm Equip                              | 12/31/18        | 1,475   | 47     | 0     |
| 10105 | Equipment                                     | 7/01/19         | 4,502   | 643    | 643   |
| 10114 | BUILDING IMPROVEMENT                          | 8/01/19         | 38,886  | 5,555  | 5,555 |
| 10115 | IRRIGATION - OUTDOOR CLASS                    | 3/17/20         | 1,500   | 100    | 0     |
| 10116 | FENCING                                       | 5/28/20         | 4,350   | 290    | 0     |
| 10117 | PLAYGROUND MULCH                              | 7/06/20         | 4,300   | 860    | 0     |
| 10118 | POOL FENCE                                    | 8/04/20         | 1,800   | 120    | 0     |

| Asset                                    | Description                        | Date In Service | Cost              | Tax            | AMT            |
|--|------------------------------------|-----------------|-------------------|----------------|----------------|
| 10119                                    | CCTV SYSTEM                        | 9/15/20         | 3,915             | 391            | 0              |
| 10120                                    | A/C REPLACEMENT - MENS LOCKER ROOM | 12/14/20        | 13,600            | 906            | 0              |
| 10121                                    | SAVIN B/W BUY OUT                  | 4/29/20         | 10,377            | 2,076          | 0              |
| 10122                                    | BUSINESS FURNITURE                 | 8/11/20         | 12,501            | 1,786          | 0              |
| 10123                                    | Business Center Reno               | 8/11/20         | 4,900             | 327            | 0              |
| 10124                                    | HOT WATER HEATER                   | 9/02/20         | 1,379             | 138            | 0              |
| 10125                                    | AIR COMPRESSOR                     | 9/02/20         | 2,395             | 240            | 0              |
| 10126                                    | A/C Replacement                    | 8/12/20         | 20,269            | 1,351          | 0              |
| 10127                                    | Bayshore Kitchen Remodel           | 7/06/20         | 12,226            | 314            | 314            |
| 10128                                    | Roof Repair                        | 10/20/20        | 1,145             | 115            | 0              |
| 10129                                    | Fire Sprinklers                    | 10/20/20        | 1,010             | 26             | 0              |
| 10130                                    | Pool Electric                      | 10/20/20        | 2,167             | 217            | 0              |
| 10131                                    | New Gym Floors                     | 2/22/21         | 17,400            | 1,160          | 1,160          |
| 10132                                    | Doors Repaired                     | 10/31/21        | 1,250             | 125            | 125            |
| 10133                                    | Levono Thinkbook                   | 11/22/21        | 1,244             | 249            | 249            |
| 10134                                    | Pool Side Removal                  | 1/18/21         | 3,500             | 233            | 233            |
| 10135                                    | Backwash & Stenner Pump            | 9/22/21         | 2,607             | 372            | 372            |
| 10136                                    | Tent Cover Poles                   | 6/16/21         | 1,266             | 181            | 181            |
| 10137                                    | Tent Covers                        | 7/17/21         | 1,161             | 166            | 166            |
| 10138                                    | Refrigartor                        | 9/02/21         | 2,000             | 285            | 285            |
| 10139                                    | Rubber Hex Dumbbells               | 6/02/21         | 1,586             | 227            | 227            |
| 10140                                    | Field Lift Station Repair          | 11/04/21        | 4,302             | 614            | 614            |
| 10142                                    | Gym Wall Padding                   | 6/02/21         | 10,255            | 1,465          | 1,465          |
| 10143                                    | Gym Floor Power Supply             | 6/15/21         | 1,300             | 185            | 185            |
| 10144                                    | 2019 Ford T350 Van                 | 7/25/22         | 45,435            | 9,087          | 9,087          |
| 10145                                    | 2014 Thomas C2                     | 11/16/22        | 50,000            | 10,000         | 10,000         |
| 10146                                    | Tables/Charis/Chair Dolly          | 5/18/22         | 9,283             | 1,326          | 1,326          |
| 10147                                    | Playground Improvements            | 12/31/22        | 16,640            | 2,377          | 2,377          |
| 10148                                    | Soccer Field                       | 12/31/22        | 158,240           | 10,550         | 10,550         |
| 10149                                    | Field Irrigation System            | 12/31/22        | 44,221            | 2,948          | 2,948          |
| 10150                                    | Field Project                      | 12/31/22        | 164,500           | 10,966         | 10,966         |
| 10151                                    | Outdoor Classroom                  | 12/31/22        | 15,000            | 2,143          | 2,143          |
| 10152                                    | Flooring                           | 12/31/22        | 15,909            | 1,060          | 1,060          |
| 10153                                    | Pool Reno                          | 12/31/22        | 19,047            | 1,270          | 1,270          |
| 10154                                    | Multi-Purpose Room Reno            | 12/31/22        | 5,475             | 365            | 365            |
| 10155                                    | Lift Station                       | 12/31/22        | 7,159             | 716            | 716            |
| 10156                                    | Indiantown Pool                    | 12/31/23        | 256,521           | 36,646         | 36,646         |
| 10157                                    | Fitness Area Indiantown            | 12/31/23        | 41,100            | 5,871          | 0              |
| 10158                                    | Thomas Bus CFP9578                 | 12/31/23        | 50,000            | 10,000         | 0              |
| 10159                                    | Preschool Doors                    | 12/31/23        | 10,106            | 2,021          | 0              |
| 10160                                    | Drinking fountains                 | 12/31/23        | 8,680             | 1,736          | 0              |
| 10161                                    | Sign and Lighting                  | 12/31/23        | 76,055            | 5,070          | 0              |
| 10162                                    | Commercial Pump                    | 12/31/23        | 8,679             | 1,736          | 0              |
| 10163                                    | Waterheater Bayshore               | 12/31/23        | 2,755             | 551            | 0              |
| 10164                                    | Actuator Pump                      | 12/31/23        | 4,680             | 936            | 0              |
| 10165                                    | Siggnage and Bay Lights            | 12/31/23        | 25,246            | 2,525          | 0              |
| 10166                                    | Soccer Field Lift Station          | 12/31/23        | 7,779             | 1,111          | 0              |
| <b>Total Other Depreciation</b>          |                                    |                 | <u>10,757,113</u> | <u>316,851</u> | <u>101,228</u> |
| <b>Total ACRS and Other Depreciation</b> |                                    |                 | <u>10,757,113</u> | <u>316,851</u> | <u>101,228</u> |
| <b>Grand Totals</b>                      |                                    |                 | <u>10,757,113</u> | <u>316,851</u> | <u>101,228</u> |



| <u>Asset</u>               | <u>Description</u>                     | <u>Date In Service</u> | <u>Cost</u> | <u>FL</u> |
|----------------------------|--|------------------------|-------------|-----------|
| <b>Other Depreciation:</b> |  |                        |             |           |
| 6                          | AUXILLARY GYM                          | 10/15/87               | 744,854     | 0         |
| 7                          | POOL                                   | 12/15/87               | 196,277     | 0         |
| 9                          | POOL                                   | 6/01/88                | 8,666       | 0         |
| 11                         | GYM PARKING LOT                        | 7/01/90                | 651,169     | 0         |
| 12                         | CHILD CARE CENTER                      | 2/21/91                | 81,338      | 0         |
| 16                         | Pilates Equip                          | 3/15/05                | 23,419      | 0         |
| 17                         | GYM FLOOR                              | 6/01/95                | 1,575       | 50        |
| 20                         | GYM EXIT DOOR                          | 12/01/95               | 927         | 0         |
| 22                         | FIRE ALARM SYSTEM                      | 4/30/96                | 7,200       | 228       |
| 23                         | SINK AND CABINET                       | 8/30/96                | 765         | 0         |
| 25                         | LAND                                   | 10/15/87               | 127,158     | 0         |
| 26                         | REPAVE EAST PARKING                    | 11/01/95               | 3,000       | 0         |
| 149                        | AEROBIC STEPS                          | 4/30/96                | 1,300       | 0         |
| 160                        | POOL SIDE                              | 3/01/97                | 19,900      | 0         |
| 169                        | WELL PHASE II                          | 12/01/97               | 1,609       | 0         |
| 171                        | SOCCER FIELD FILL                      | 12/01/97               | 678         | 0         |
| 190                        | SECURITY FENCE                         | 12/31/97               | 1,540       | 0         |
| 202                        | FIRE ALARM                             | 3/01/97                | 8,220       | 0         |
| 205                        | PHASE II BUILDING                      | 3/01/97                | 1,272,538   | 40,398    |
| 207                        | AEROBIC ROOM DOOR                      | 6/30/98                | 2,100       | 0         |
| 213                        | DUMBELLS & RACK                        | 3/25/98                | 1,958       | 0         |
| 215                        | EXERCISE WEIGHTS                       | 5/31/98                | 653         | 0         |
| 225                        | OFFICE FURNITURE                       | 10/08/98               | 580         | 0         |
| 385                        | GYMSIGN                                | 3/31/99                | 635         | 0         |
| 395                        | DIGIBD AND INSTALL                     | 3/31/99                | 3,074       | 0         |
| 408                        | Renovations-new after school/camp room | 7/01/17                | 111,400     | 7,427     |
| 409                        | Flooring Pilates room                  | 11/09/17               | 5,740       | 683       |
| 412                        | Fire Alarm Panel                       | 10/18/17               | 3,690       | 246       |
| 413                        | Manway Cover                           | 4/26/17                | 1,058       | 71        |
| 415                        | Lifeguard Office split AC unit         | 6/19/17                | 2,600       | 67        |
| 417                        | Indiantown Fire Alarm Panel            | 12/01/17               | 2,670       | 178       |
| 418                        | Indiantown Pool Pump                   | 6/01/17                | 1,953       | 116       |
| 427                        | Indiantown Pool Fence                  | 4/01/17                | 1,048       | 37        |
| 432                        | Summer Camp Playground Structure       | 1/31/17                | 79,820      | 950       |
| 433                        | Venture Construction Locker Room       | 11/14/18               | 44,325      | 1,137     |
| 434                        | GYM PARKING LOT ADDITION               | 8/31/99                | 224,640     | 0         |
| 436                        | Toilets and Urinals for Locker Room    | 11/14/18               | 4,205       | 0         |
| 437                        | Equipment                              | 12/31/18               | 20,144      | 0         |
| 438                        | Pool                                   | 12/31/18               | 3,650       | 522       |
| 439                        | IT Pool                                | 12/31/18               | 71,575      | 0         |
| 440                        | Doors and Contacts                     | 12/31/18               | 3,103       | 0         |
| 441                        | Carpet                                 | 12/31/18               | 4,359       | 0         |
| 442                        | Locker Room - Home Depot               | 12/31/18               | 1,646       | 0         |
| 443                        | Equipment                              | 12/31/18               | 11,225      | 0         |
| 444                        | Pool Computer Equipment                | 12/31/18               | 2,439       | 0         |
| 445                        | Laptops and Signs                      | 12/31/18               | 5,963       | 0         |
| 446                        | FENCE                                  | 6/30/00                | 2,225       | 0         |
| 447                        | Pool                                   | 12/31/18               | 2,439       | 348       |
| 448                        | Compressor                             | 12/31/18               | 1,806       | 258       |
| 451                        | Pool Fence                             | 12/31/18               | 1,000       | 67        |
| 454                        | GYMNASIUM CURTAIN                      | 12/31/00               | 5,496       | 0         |
| 466                        | LOCKERS                                | 2/15/00                | 20,561      | 0         |
| 468                        | SHUTTERS                               | 6/30/00                | 3,618       | 0         |
| 471                        | MISC. FURNITURE & FIXTURES-LR/CC       | 10/31/00               | 39,922      | 0         |
| 472                        | TABLES/CHILDREN/LOCKER ROOM/CHILD      | 8/31/00                | 2,098       | 0         |
| 474                        | BLINDS IN TBA/LOCKER ROOM/CHILD CA     | 6/30/00                | 2,114       | 0         |
| 476                        | GOALS-SOCCER                           | 10/31/00               | 5,679       | 0         |
| 480                        | PLAYGROUND/INDIANTOWN                  | 12/31/00               | 3,871       | 0         |
| 483                        | PLAYGROUND                             | 7/31/00                | 20,873      | 0         |
| 487                        | SOCCER PAVILION                        | 6/15/00                | 98,949      | 0         |
| 489                        | PARKING LOT/LANDSCAPE                  | 12/31/00               | 1,175       | 0         |
| 491                        | LOCKER ROOM                            | 5/10/00                | 431,855     | 11,073    |
| 492                        | CHILD CARE                             | 6/05/00                | 796,013     | 20,411    |
| 494                        | SOCCER FIELD                           | 11/20/00               | 235,070     | 0         |
| 500                        | Indiantown Building                    | 11/01/02               | 1,807,761   | 46,353    |
| 501                        | Stuart Pool Renovations                | 1/15/02                | 279,983     | 0         |
| 503                        | Electric - Fitness Floor               | 5/31/02                | 1,446       | 0         |

| Asset | Description                                | Date In Service | Cost   | FL    |
|-------|--|-----------------|--------|-------|
| 504   | PRKNG LOT- DICKERSON                       | 7/01/99         | 40,000 | 0     |
| 505   | LAND                                       | 7/01/65         | 24,360 | 0     |
| 507   | 29 Passanger Bus                           | 8/30/02         | 44,408 | 0     |
| 509   | GYM FLOOR                                  | 5/31/00         | 55,815 | 0     |
| 510   | STUART FIELD FERTILIZER                    | 4/30/01         | 1,071  | 0     |
| 511   | ENGINEERING                                | 4/30/01         | 3,905  | 0     |
| 513   | Classroom Equipment                        | 11/01/02        | 88,018 | 0     |
| 516   | TEDDY BEAR SOUND PROOFING                  | 4/30/01         | 1,616  | 0     |
| 527   | Floor Safe                                 | 11/01/02        | 885    | 0     |
| 532   | TWO HUBS                                   | 8/31/01         | 749    | 0     |
| 538   | MISCELLANEOUS EQUIPMENT                    | 8/31/01         | 347    | 0     |
| 546   | Classroom Misc                             | 3/31/03         | 4,203  | 0     |
| 557   | Leg Press                                  | 12/01/03        | 2,389  | 0     |
| 558   | A/C Coils                                  | 8/31/03         | 7,046  | 0     |
| 561   | Building                                   | 6/30/03         | 29,649 | 760   |
| 563   | Pool Fence                                 | 5/16/03         | 7,763  | 0     |
| 564   | Tile floor                                 | 5/06/05         | 22,450 | 0     |
| 570   | File cabinets                              | 4/21/05         | 2,208  | 0     |
| 575   | Amplifier                                  | 6/21/05         | 560    | 0     |
| 591   | Hydroforce Pool Pump                       | 3/08/06         | 546    | 0     |
| 593   | Pool Pump for Mushroom Pool                | 5/19/06         | 3,824  | 0     |
| 596   | Mirrored Wall                              | 6/27/06         | 2,700  | 0     |
| 601   | Cybox Equipment                            | 6/01/06         | 84,131 | 0     |
| 611   | Canoe Trailer                              | 4/27/07         | 1,891  | 0     |
| 616   | Sheave Pulley on Air handler               | 2/02/07         | 875    | 0     |
| 619   | Air Handler                                | 7/13/07         | 4,610  | 0     |
| 622   | Custom reception Desk                      | 1/03/07         | 7,028  | 0     |
| 623   | Custom reception Desk                      | 1/03/07         | 2,304  | 0     |
| 627   | Fire Panel with Sattelite Panel            | 7/25/07         | 2,878  | 0     |
| 632   | File Server Switch                         | 4/17/07         | 814    | 0     |
| 641   | Weight cubbies for aerobics                | 5/10/08         | 1,300  | 0     |
| 645   | Kiddy pool fence                           | 11/03/08        | 3,375  | 0     |
| 649   | remodeling of TBA rooms 1 2 and 3          | 2/19/08         | 9,868  | 0     |
| 650   | Bayshore Sidewalk                          | 2/08/08         | 2,754  | 0     |
| 653   | 3 row 30 seat Tip n roll bleachers         | 4/15/08         | 1,112  | 0     |
| 657   | Custom Reception Desk                      | 1/01/08         | 7,028  | 0     |
| 659   | Biodex cycle                               | 3/19/08         | 4,173  | 0     |
| 660   | (2) 3.5 ton A/Cunits                       | 6/10/09         | 6,492  | 0     |
| 661   | Heater (classrooms 1 2 & 3)                | 1/12/09         | 1,575  | 0     |
| 662   | Hydropower Pool Chairlift                  | 6/11/09         | 1,478  | 0     |
| 663   | Hydropower Pool Chairlift                  | 6/11/09         | 1,885  | 0     |
| 664   | Volleyball Standards                       | 6/05/09         | 1,200  | 0     |
| 665   | Volleyball Standards                       | 6/05/09         | 4,260  | 0     |
| 671   | Security Camera System                     | 10/29/09        | 2,662  | 0     |
| 673   | 3 ton A/C Condensor                        | 9/27/10         | 3,450  | 0     |
| 674   | 15 ton A/C TBA                             | 5/12/10         | 13,300 | 0     |
| 675   | 4 Ton A/C - Main Building                  | 5/12/10         | 8,400  | 0     |
| 676   | 10 Ton A/C - Men's Locker Room             | 5/12/10         | 11,300 | 0     |
| 677   | Front Lobby A/C Condensing Coil            | 12/02/10        | 1,450  | 0     |
| 682   | Pool Deck                                  | 12/22/10        | 12,900 | 0     |
| 683   | Fence-VPK playground                       | 4/01/10         | 3,000  | 0     |
| 684   | Front Overhang/Sofet                       | 10/24/10        | 1,750  | 0     |
| 693   | Security System/Pool Monitoring system     | 3/24/10         | 3,105  | 0     |
| 695   | Free Standing Floor Open Rack              | 6/30/10         | 650    | 0     |
| 696   | Spin Room Audio Solutions: Bogen Amplifier | 6/30/10         | 1,129  | 0     |
| 698   | PA System/Peavey Escort 30                 | 7/23/10         | 650    | 0     |
| 699   | Water Fountain-Aerobics Room               | 9/23/10         | 769    | 0     |
| 702   | Exterior Window Blinds-Multi Purpose Room  | 8/09/10         | 2,268  | 0     |
| 703   | POOL COMPUTER-CHEMICAL MGMT SYS1           | 8/01/10         | 11,377 | 0     |
| 704   | 3.5 T A/C Condensor                        | 8/17/11         | 1,750  | 0     |
| 707   | Motor Controller                           | 5/02/11         | 1,782  | 0     |
| 708   | Basketball Winch motors                    | 3/09/11         | 4,550  | 0     |
| 711   | Pool Renovations                           | 1/05/11         | 45,128 | 3,008 |
| 714   | Road Sign - SW Farm Road                   | 11/21/12        | 1,450  | 0     |
| 715   | A/C Compressor                             | 9/13/12         | 1,650  | 0     |
| 716   | File Server                                | 2/01/12         | 4,983  | 0     |
| 719   | AED for soccer fields                      | 9/28/12         | 1,600  | 0     |
| 721   | 11 Cybex Treadmills/2 ARC Trainers         | 4/02/12         | 63,329 | 0     |
| 722   | 3.5T A/C Unit - Gym                        | 5/08/13         | 3,300  | 0     |
| 723   | Evaporator Coil - A/C Unit - Daycare       | 6/19/13         | 2,500  | 0     |
| 725   | 2011 Kawasaki KAF400 Mule                  | 10/08/13        | 7,445  | 0     |

| Asset | Description                                    | Date In Service | Cost    | FL     |
|-------|--|-----------------|---------|--------|
| 727   | Whirlpool 26.4 Cu Ft Side by Side Refrigerator | 7/08/13         | 1,336   | 0      |
| 728   | (7) Ellipticals & (3) Recumbant Bikes - Jules  | 8/29/13         | 47,923  | 0      |
| 734   | Fence - Camp Area                              | 5/23/14         | 1,800   | 0      |
| 735   | Windows - Lobby                                | 5/28/14         | 15,965  | 1,064  |
| 741   | Condenser - Outside Air Unit                   | 5/27/14         | 2,975   | 0      |
| 742   | Condenser - Fitness Room                       | 7/29/14         | 2,975   | 0      |
| 744   | Compressor - First Stage Fitness Unit          | 8/13/14         | 4,575   | 0      |
| 745   | Blower Wheel - Fresh Air Unit - Gym/Fitness    | 3/24/14         | 2,300   | 0      |
| 754   | Treadmills/Stairclimber                        | 3/01/14         | 22,381  | 0      |
| 759   | Bayshore Front Doors                           | 9/29/15         | 5,430   | 362    |
| 760   | Stepmills (2)                                  | 8/01/15         | 11,429  | 0      |
| 761   | Ultra Elegant Gigabit IP Phone System          | 3/01/15         | 17,805  | 0      |
| 762   | A/C Unit - locker rooms                        | 3/31/15         | 16,300  | 0      |
| 763   | Evaporator Coils (2) - multipurpose room       | 5/26/15         | 3,200   | 0      |
| 765   | A/C Unit Teddy Bear 15 ton                     | 12/17/15        | 8,000   | 0      |
| 767   | Pool Lights                                    | 12/31/15        | 7,000   | 0      |
| 769   | Fan Motor and Blower                           | 8/26/15         | 1,658   | 0      |
| 770   | Condensor                                      | 8/17/15         | 1,800   | 0      |
| 771   | Compressor                                     | 7/22/15         | 1,664   | 0      |
| 772   | 200 Amp Electrical meter                       | 12/15/15        | 1,950   | 130    |
| 775   | 1999 Freightliner Bus                          | 12/31/15        | 4,200   | 0      |
| 777   | Circulating Pool Pump                          | 6/02/15         | 7,395   | 0      |
| 778   | Basketball Tork Winch                          | 10/19/15        | 1,437   | 0      |
| 779   | Elliptical                                     | 8/01/15         | 6,595   | 0      |
| 780   | Barbell Rack                                   | 8/01/15         | 788     | 0      |
| 781   | 20-65 Weight Bars                              | 8/01/15         | 1,976   | 0      |
| 782   | Functional Trainer                             | 8/01/15         | 4,726   | 0      |
| 783   | Jungle Gym                                     | 8/01/15         | 12,289  | 0      |
| 784   | VR 1 Ab/Back Extension Light Wgt Stack         | 8/01/15         | 3,028   | 0      |
| 785   | VR 3 Fly/Rear Delt and Tricep Press            | 8/01/15         | 6,383   | 0      |
| 791   | AC UNIT #6 5 TON                               | 6/22/16         | 4,275   | 0      |
| 792   | AC UNIT LOBBY GOODMAN 5 TON                    | 11/08/16        | 4,375   | 0      |
| 793   | 2 AC COILS WO-1977                             | 7/27/16         | 4,785   | 0      |
| 795   | (4) 5'x12' 1 MULTI COLOR MARQUEE SIGN          | 8/08/16         | 7,335   | 0      |
| 796   | Boiler Pump                                    | 4/14/16         | 1,384   | 0      |
| 797   | LADIES LOCKER ROOM HOT WATER HEAT              | 4/14/16         | 1,666   | 0      |
| 798   | POOL FENCE AND WINDSCREEN                      | 12/14/16        | 3,400   | 0      |
| 799   | NEW ROOFS - ALL STUART CAMPUS                  | 6/23/16         | 721,998 | 36,100 |
| 800   | AEROBICS ROOM FLOOR                            | 12/13/16        | 17,799  | 0      |
| 801   | AC UNIT TEDDY BEAR                             | 2/29/16         | 16,300  | 0      |
| 802   | AC HANDLER IN GYM                              | 4/29/16         | 7,400   | 0      |
| 803   | POOL HEATER                                    | 1/31/16         | 2,800   | 0      |
| 804   | Window tinting                                 | 12/31/05        | 4,875   | 0      |
| 805   | POOL TARP                                      | 12/21/16        | 3,699   | 0      |
| 806   | JONTI MOBILE ART AFTER SCHOOL CABIN            | 2/25/16         | 1,096   | 0      |
| 807   | 6 SEAT STROLLER TODDLERS                       | 11/01/16        | 1,357   | 0      |
| 2005  | Water/Sewer Lines                              | 1/31/04         | 11,784  | 0      |
| 2030  | Air Condensor Coil                             | 5/05/04         | 4,700   | 0      |
| 2031  | IMPRV. O/T BLDG                                | 7/01/99         | 3,266   | 0      |
| 2032  | BLDG IMPROVEMENTS                              | 7/01/99         | 67,076  | 1,719  |
| 2050  | Refurbish Men's Room off Gym                   | 6/23/04         | 1,488   | 0      |
| 2060  | Septic Tank Pump                               | 8/12/04         | 1,193   | 0      |
| 2070  | Fire Sprinkler System                          | 8/28/04         | 1,133   | 0      |
| 2071  | SEWER  | 6/30/00         | 980     | 0      |
| 2072  | Electric for Irrigation                        | 5/31/02         | 900     | 0      |
| 2073  | 29 Passanger Bus                               | 8/30/02         | 44,408  | 0      |
| 2074  | 2 SOCCER GOALS                                 | 6/30/99         | 697     | 0      |
| 2075  | BLEACHERS-BASKETBALL                           | 2/27/00         | 600     | 0      |
| 2077  | Lockers  | 11/01/02        | 3,665   | 0      |
| 2080  | Playground Equipment                           | 2/28/03         | 50,583  | 0      |
| 10100 | 4 Precor lower body equipment                  | 2/01/04         | 11,560  | 0      |
| 10101 | TRUE STRETCH STATION                           | 1/27/16         | 2,099   | 0      |
| 10102 | Pool   | 12/31/18        | 9,191   | 1,313  |
| 10103 | A/C in Aerobic and Spin                        | 12/31/18        | 31,375  | 0      |
| 10104 | Fire Alarm Equip                               | 12/31/18        | 1,475   | 47     |
| 10105 | Equipment                                      | 7/01/19         | 4,502   | 643    |
| 10114 | BUILDING IMPROVEMENT                           | 8/01/19         | 38,886  | 5,555  |
| 10115 | IRRIGATION - OUTDOOR CLASS                     | 3/17/20         | 1,500   | 100    |
| 10116 | FENCING  | 5/28/20         | 4,350   | 290    |
| 10117 | PLAYGROUND MULCH                               | 7/06/20         | 4,300   | 860    |
| 10118 | POOL FENCE                                     | 8/04/20         | 1,800   | 120    |

| <u>Asset</u>                             | <u>Description</u>                 | <u>Date In Service</u> | <u>Cost</u>       | <u>FL</u>      |
|--|------------------------------------|------------------------|-------------------|----------------|
| 10119                                    | CCTV SYSTEM                        | 9/15/20                | 3,915             | 391            |
| 10120                                    | A/C REPLACEMENT - MENS LOCKER ROOM | 12/14/20               | 13,600            | 906            |
| 10121                                    | SAVIN B/W BUY OUT                  | 4/29/20                | 10,377            | 2,076          |
| 10122                                    | BUSINESS FURNITURE                 | 8/11/20                | 12,501            | 1,786          |
| 10123                                    | Business Center Reno               | 8/11/20                | 4,900             | 327            |
| 10124                                    | HOT WATER HEATER                   | 9/02/20                | 1,379             | 138            |
| 10125                                    | AIR COMPRESSOR                     | 9/02/20                | 2,395             | 240            |
| 10126                                    | A/C Replacement                    | 8/12/20                | 20,269            | 1,351          |
| 10127                                    | Bayshore Kitchen Remodel           | 7/06/20                | 12,226            | 314            |
| 10128                                    | Roof Repair                        | 10/20/20               | 1,145             | 115            |
| 10129                                    | Fire Sprinklers                    | 10/20/20               | 1,010             | 26             |
| 10130                                    | Pool Electric                      | 10/20/20               | 2,167             | 217            |
| 10131                                    | New Gym Floors                     | 2/22/21                | 17,400            | 1,160          |
| 10132                                    | Doors Repaired                     | 10/31/21               | 1,250             | 125            |
| 10133                                    | Levono Thinkbook                   | 11/22/21               | 1,244             | 249            |
| 10134                                    | Pool Side Removal                  | 1/18/21                | 3,500             | 233            |
| 10135                                    | Backwash & Stenner Pump            | 9/22/21                | 2,607             | 372            |
| 10136                                    | Tent Cover Poles                   | 6/16/21                | 1,266             | 181            |
| 10137                                    | Tent Covers                        | 7/17/21                | 1,161             | 166            |
| 10138                                    | Refrigartor                        | 9/02/21                | 2,000             | 285            |
| 10139                                    | Rubber Hex Dumbbells               | 6/02/21                | 1,586             | 227            |
| 10140                                    | Field Lift Station Repair          | 11/04/21               | 4,302             | 614            |
| 10142                                    | Gym Wall Padding                   | 6/02/21                | 10,255            | 1,465          |
| 10143                                    | Gym Floor Power Supply             | 6/15/21                | 1,300             | 185            |
| 10144                                    | 2019 Ford T350 Van                 | 7/25/22                | 45,435            | 9,087          |
| 10145                                    | 2014 Thomas C2                     | 11/16/22               | 50,000            | 10,000         |
| 10146                                    | Tables/Charis/Chair Dolly          | 5/18/22                | 9,283             | 1,326          |
| 10147                                    | Playground Improvements            | 12/31/22               | 16,640            | 2,377          |
| 10148                                    | Soccer Field                       | 12/31/22               | 158,240           | 10,550         |
| 10149                                    | Field Irrigation System            | 12/31/22               | 44,221            | 2,948          |
| 10150                                    | Field Project                      | 12/31/22               | 164,500           | 10,966         |
| 10151                                    | Outdoor Classroom                  | 12/31/22               | 15,000            | 2,143          |
| 10152                                    | Flooring                           | 12/31/22               | 15,909            | 1,060          |
| 10153                                    | Pool Reno                          | 12/31/22               | 19,047            | 1,270          |
| 10154                                    | Multi-Purpose Room Reno            | 12/31/22               | 5,475             | 365            |
| 10155                                    | Lift Station                       | 12/31/22               | 7,159             | 716            |
| 10156                                    | Indiantown Pool                    | 12/31/23               | 256,521           | 36,646         |
| 10157                                    | Fitness Area Indiantown            | 12/31/23               | 41,100            | 5,871          |
| 10158                                    | Thomas Bus CFP9578                 | 12/31/23               | 50,000            | 10,000         |
| 10159                                    | Preschool Doors                    | 12/31/23               | 10,106            | 2,021          |
| 10160                                    | Drinking fountains                 | 12/31/23               | 8,680             | 1,736          |
| 10161                                    | Sign and Lighting                  | 12/31/23               | 76,055            | 5,070          |
| 10162                                    | Commercial Pump                    | 12/31/23               | 8,679             | 1,736          |
| 10163                                    | Waterheater Bayshore               | 12/31/23               | 2,755             | 551            |
| 10164                                    | Actuator Pump                      | 12/31/23               | 4,680             | 936            |
| 10165                                    | Siggnage and Bay Lights            | 12/31/23               | 25,246            | 2,525          |
| 10166                                    | Soccer Field Lift Station          | 12/31/23               | 7,779             | 1,111          |
| <b>Total Other Depreciation</b>          |                                    |                        | <u>10,757,113</u> | <u>316,851</u> |
| <b>Total ACRS and Other Depreciation</b> |                                    |                        | <u>10,757,113</u> | <u>316,851</u> |
| <b>Grand Totals</b>                      |                                    |                        | <u>10,757,113</u> | <u>316,851</u> |

|  |   |             |
|--|---|-------------|
| Form <b>990</b>                        | <b>Event Income and Deduction Worksheet</b> | <b>2023</b> |
| Description <b>EASTER HOUSE RAFFLE</b> |   |             |

|  |   |
|--|---|
| Name<br><b>YOUNG MENS CHRISTIAN ASSOC.</b> | Taxpayer Identification Number<br><b>59-1911653</b> |
|--|---|

Use this worksheet to verify data entered for a specific activity on your form 990/990EZ

**Income & Expense Summary:**

|   |     |                |
|---|-----|----------------|
| 1. Gross receipts or sales                        | 1.  | <u>694,183</u> |
| 2. Advertising income                             | 2.  |                |
| 3. Circulation income                             | 3.  |                |
| 4. Other income                                   | 4.  |                |
| 5. Returns and allowances                         | 5.  |                |
| 6. Contributions received                         | 6.  |                |
| 7. <b>Total revenue.</b> Add lines 1 through 6    | 7.  | <u>694,183</u> |
| 8. Cost of Goods Sold                             | 8.  |                |
| 9. Employment Expense                             | 9.  |                |
| 10. Fees for services                             | 10. |                |
| 11. Indirect Expense                              | 11. |                |
| 12. Depreciation Expense                          | 12. |                |
| 13. Exempt Activity Expense                       | 13. |                |
| 14. Fundraising Expense                           | 14. | <u>407,428</u> |
| 15. <b>Total expenses.</b> Add lines 8 through 14 | 15. | <u>407,428</u> |
| 16. <b>Net Income/Loss.</b> Line 7 minus Line 15  | 16. | <u>286,755</u> |

**Expense Details - Cost of Goods Sold:**

|                                 |       |
|---------------------------------|-------|
| Beginning inventory             | _____ |
| Purchases                       | _____ |
| Labor                           | _____ |
| Section 263A costs              | _____ |
| Other costs                     | _____ |
| Ending inventory                | _____ |
| <b>Total Cost of Goods Sold</b> | _____ |

**Expense Details - Employment Expense:**

|                                 |       |
|---------------------------------|-------|
| Compensation of officers        | _____ |
| Other salaries and wages        | _____ |
| Pension plan contributions      | _____ |
| Other employee benefits         | _____ |
| Payroll taxes                   | _____ |
| <b>Total Employment Expense</b> | _____ |

**Expense Details - Fees for Services:**

|                                |       |
|--------------------------------|-------|
| Management                     | _____ |
| Legal                          | _____ |
| Accounting                     | _____ |
| Lobbying                       | _____ |
| Professional fundraising       | _____ |
| Investment management          | _____ |
| Other                          | _____ |
| <b>Total Fees for Services</b> | _____ |

**Information is indicated for use on Form 990-T, Schedule A:**

|  |       |       |
|--|-------|-------|
| Schedule A, UBIT Activity Code                                 | Seq # | _____ |
| <input type="checkbox"/> Part V, Debt Financing                |       |       |
| <input type="checkbox"/> Part VI, Controlled Org Income        |       |       |
| <input type="checkbox"/> Part VII, Investments for C(7)(9)(17) |       |       |
| <input type="checkbox"/> Part VIII, Exploited Activities       |       |       |
| <input type="checkbox"/> Part IX, Advertising Income           |       |       |

**Expense Details - Indirect Expense:**

|                                  |       |
|----------------------------------|-------|
| Advertising and promotion        | _____ |
| Office                           | _____ |
| Printing/publication/postage     | _____ |
| Info technology/Maintenance      | _____ |
| Royalties & License Fees         | _____ |
| Occupancy/Real Estate Taxes      | _____ |
| Travel & Repairs                 | _____ |
| Travel/entertainment (officials) | _____ |
| Conferences/meetings             | _____ |
| Interest                         | _____ |
| Insurance                        | _____ |
| <b>Total Indirect Expense</b>    | _____ |

**Expense Details - Depreciation Expense:**

|                                   |       |
|-----------------------------------|-------|
| On investment property            | _____ |
| On non-investment property        | _____ |
| Amortization                      | _____ |
| Depletion                         | _____ |
| <b>Total Depreciation Expense</b> | _____ |

**Expense Details - Exempt Activity Expense:**

|                                      |       |
|--------------------------------------|-------|
| Repairs and Maintenance              | _____ |
| Bad debts                            | _____ |
| Taxes/licenses                       | _____ |
| Charitable contributions             | _____ |
| Dividend recd deductions             | _____ |
| Readership costs                     | _____ |
| Other expenses                       | _____ |
| <b>Total Exempt Activity Expense</b> | _____ |

**Expense Details - Fundraising Expense:**

|                                  |                |
|----------------------------------|----------------|
| Cash prizes                      | _____          |
| Non-cash prizes                  | <u>407,428</u> |
| Rent and facility costs          | _____          |
| Food & beverages (Part II only)  | _____          |
| Entertainment (Part II only)     | _____          |
| Other direct expenses            | _____          |
| <b>Total Fundraising Expense</b> | <u>407,428</u> |

**Allocation of Expense to Program Service Accomplishments:**

|           |       |
|-----------|-------|
| First     | _____ |
| Second    | _____ |
| Third     | _____ |
| All other | _____ |

|   |   |   |
|---|---|---|
| Form <b>990</b>                         | <b>Event Income and Deduction Worksheet</b> | <b>2023</b>   |
| Name <b>YOUNG MENS CHRISTIAN ASSOC.</b> |   | Taxpayer Identification Number<br><b>59-1911653</b> |
| Description <b>YOUTH IN GOVERNMENT</b>  |   |   |

Use this worksheet to verify data entered for a specific activity on your form 990/990EZ

**Income & Expense Summary:**

- 1. Gross receipts or sales ..... 1. \_\_\_\_\_
- 2. Advertising income ..... 2. \_\_\_\_\_
- 3. Circulation income ..... 3. \_\_\_\_\_
- 4. Other income ..... 4. \_\_\_\_\_
- 5. Returns and allowances ..... 5. \_\_\_\_\_
- 6. Contributions received ..... 6. \_\_\_\_\_
- 7. **Total revenue.** Add lines 1 through 6 ..... 7. \_\_\_\_\_
- 8. Cost of Goods Sold ..... 8. \_\_\_\_\_
- 9. Employment Expense ..... 9. \_\_\_\_\_
- 10. Fees for services ..... 10. \_\_\_\_\_
- 11. Indirect Expense ..... 11. \_\_\_\_\_
- 12. Depreciation Expense ..... 12. \_\_\_\_\_
- 13. Exempt Activity Expense ..... 13. \_\_\_\_\_
- 14. Fundraising Expense ..... 14. \_\_\_\_\_
- 15. **Total expenses.** Add lines 8 through 14 ..... 15. \_\_\_\_\_
- 16. **Net Income/Loss.** Line 7 minus Line 15 ..... 16. \_\_\_\_\_

**Expense Details - Cost of Goods Sold:**

- Beginning inventory ..... \_\_\_\_\_
- Purchases ..... \_\_\_\_\_
- Labor ..... \_\_\_\_\_
- Section 263A costs ..... \_\_\_\_\_
- Other costs ..... \_\_\_\_\_
- Ending inventory ..... \_\_\_\_\_
- Total Cost of Goods Sold** ..... \_\_\_\_\_

**Expense Details - Employment Expense:**

- Compensation of officers ..... \_\_\_\_\_
- Other salaries and wages ..... \_\_\_\_\_
- Pension plan contributions ..... \_\_\_\_\_
- Other employee benefits ..... \_\_\_\_\_
- Payroll taxes ..... \_\_\_\_\_
- Total Employment Expense** ..... \_\_\_\_\_

**Expense Details - Fees for Services:**

- Management ..... \_\_\_\_\_
- Legal ..... \_\_\_\_\_
- Accounting ..... \_\_\_\_\_
- Lobbying ..... \_\_\_\_\_
- Professional fundraising ..... \_\_\_\_\_
- Investment management ..... \_\_\_\_\_
- Other ..... \_\_\_\_\_
- Total Fees for Services** ..... \_\_\_\_\_

**Information is indicated for use on Form 990-T, Schedule A:**

- Schedule A, UBIT Activity Code \_\_\_\_\_ Seq # \_\_\_\_\_
- Part V, Debt Financing
  - Part VI, Controlled Org Income
  - Part VII, Investments for C(7)(9)(17)
  - Part VIII, Exploited Activities
  - Part IX, Advertising Income

**Expense Details - Indirect Expense:**

- Advertising and promotion ..... \_\_\_\_\_
- Office ..... \_\_\_\_\_
- Printing/publication/postage ..... \_\_\_\_\_
- Info technology/Maintenance ..... \_\_\_\_\_
- Royalties & License Fees ..... \_\_\_\_\_
- Occupancy/Real Estate Taxes ..... \_\_\_\_\_
- Travel & Repairs ..... \_\_\_\_\_
- Travel/entertainment (officials) ..... \_\_\_\_\_
- Conferences/meetings ..... \_\_\_\_\_
- Interest ..... \_\_\_\_\_
- Insurance ..... \_\_\_\_\_
- Total Indirect Expense** ..... \_\_\_\_\_

**Expense Details - Depreciation Expense:**

- On investment property ..... \_\_\_\_\_
- On non-investment property ..... \_\_\_\_\_
- Amortization ..... \_\_\_\_\_
- Depletion ..... \_\_\_\_\_
- Total Depreciation Expense** ..... \_\_\_\_\_

**Expense Details - Exempt Activity Expense:**

- Repairs and Maintenance ..... \_\_\_\_\_
- Bad debts ..... \_\_\_\_\_
- Taxes/licenses ..... \_\_\_\_\_
- Charitable contributions ..... \_\_\_\_\_
- Dividend recd deductions ..... \_\_\_\_\_
- Readership costs ..... \_\_\_\_\_
- Other expenses ..... \_\_\_\_\_
- Total Exempt Activity Expense** ..... \_\_\_\_\_

**Expense Details - Fundraising Expense:**

- Cash prizes ..... \_\_\_\_\_
- Non-cash prizes ..... \_\_\_\_\_
- Rent and facility costs ..... \_\_\_\_\_
- Food & beverages (Part II only) ..... \_\_\_\_\_
- Entertainment (Part II only) ..... \_\_\_\_\_
- Other direct expenses ..... \_\_\_\_\_
- Total Fundraising Expense** ..... \_\_\_\_\_

**Allocation of Expense to Program Service Accomplishments:**

- First ..... \_\_\_\_\_
- Second ..... \_\_\_\_\_
- Third ..... \_\_\_\_\_
- All other ..... \_\_\_\_\_

|                                      |   |             |
|--------------------------------------|---|-------------|
| Form <b>990</b>                      | <b>Event Income and Deduction Worksheet</b> | <b>2023</b> |
| Description <b>OTHER FUNDRAISING</b> |   |             |

|  |   |
|--|---|
| Name<br><b>YOUNG MENS CHRISTIAN ASSOC.</b> | Taxpayer Identification Number<br><b>59-1911653</b> |
|--|---|

Use this worksheet to verify data entered for a specific activity on your form 990/990EZ

**Income & Expense Summary:**

|   |     |                |
|---|-----|----------------|
| 1. Gross receipts or sales                        | 1.  | _____          |
| 2. Advertising income                             | 2.  | _____          |
| 3. Circulation income                             | 3.  | _____          |
| 4. Other income                                   | 4.  | _____          |
| 5. Returns and allowances                         | 5.  | _____          |
| 6. Contributions received                         | 6.  | <b>191,392</b> |
| 7. <b>Total revenue.</b> Add lines 1 through 6    | 7.  | <b>191,392</b> |
| 8. Cost of Goods Sold                             | 8.  | _____          |
| 9. Employment Expense                             | 9.  | _____          |
| 10. Fees for services                             | 10. | _____          |
| 11. Indirect Expense                              | 11. | _____          |
| 12. Depreciation Expense                          | 12. | _____          |
| 13. Exempt Activity Expense                       | 13. | _____          |
| 14. Fundraising Expense                           | 14. | _____          |
| 15. <b>Total expenses.</b> Add lines 8 through 14 | 15. | _____          |
| 16. <b>Net Income/Loss.</b> Line 7 minus Line 15  | 16. | <b>191,392</b> |

**Expense Details - Cost of Goods Sold:**

|                                 |       |
|---------------------------------|-------|
| Beginning inventory             | _____ |
| Purchases                       | _____ |
| Labor                           | _____ |
| Section 263A costs              | _____ |
| Other costs                     | _____ |
| Ending inventory                | _____ |
| <b>Total Cost of Goods Sold</b> | _____ |

**Expense Details - Employment Expense:**

|                                 |       |
|---------------------------------|-------|
| Compensation of officers        | _____ |
| Other salaries and wages        | _____ |
| Pension plan contributions      | _____ |
| Other employee benefits         | _____ |
| Payroll taxes                   | _____ |
| <b>Total Employment Expense</b> | _____ |

**Expense Details - Fees for Services:**

|                                |       |
|--------------------------------|-------|
| Management                     | _____ |
| Legal                          | _____ |
| Accounting                     | _____ |
| Lobbying                       | _____ |
| Professional fundraising       | _____ |
| Investment management          | _____ |
| Other                          | _____ |
| <b>Total Fees for Services</b> | _____ |

**Information is indicated for use on Form 990-T, Schedule A:**

|                                |                                       |       |
|--------------------------------|---------------------------------------|-------|
| Schedule A, UBIT Activity Code | Seq #                                 | _____ |
| <input type="checkbox"/>       | Part V, Debt Financing                | _____ |
| <input type="checkbox"/>       | Part VI, Controlled Org Income        | _____ |
| <input type="checkbox"/>       | Part VII, Investments for C(7)(9)(17) | _____ |
| <input type="checkbox"/>       | Part VIII, Exploited Activities       | _____ |
| <input type="checkbox"/>       | Part IX, Advertising Income           | _____ |

**Expense Details - Indirect Expense:**

|                                  |       |
|----------------------------------|-------|
| Advertising and promotion        | _____ |
| Office                           | _____ |
| Printing/publication/postage     | _____ |
| Info technology/Maintenance      | _____ |
| Royalties & License Fees         | _____ |
| Occupancy/Real Estate Taxes      | _____ |
| Travel & Repairs                 | _____ |
| Travel/entertainment (officials) | _____ |
| Conferences/meetings             | _____ |
| Interest                         | _____ |
| Insurance                        | _____ |
| <b>Total Indirect Expense</b>    | _____ |

**Expense Details - Depreciation Expense:**

|                                   |       |
|-----------------------------------|-------|
| On investment property            | _____ |
| On non-investment property        | _____ |
| Amortization                      | _____ |
| Depletion                         | _____ |
| <b>Total Depreciation Expense</b> | _____ |

**Expense Details - Exempt Activity Expense:**

|                                      |       |
|--------------------------------------|-------|
| Repairs and Maintenance              | _____ |
| Bad debts                            | _____ |
| Taxes/licenses                       | _____ |
| Charitable contributions             | _____ |
| Dividend recd deductions             | _____ |
| Readership costs                     | _____ |
| Other expenses                       | _____ |
| <b>Total Exempt Activity Expense</b> | _____ |

**Expense Details - Fundraising Expense:**

|                                  |       |
|----------------------------------|-------|
| Cash prizes                      | _____ |
| Non-cash prizes                  | _____ |
| Rent and facility costs          | _____ |
| Food & beverages (Part II only)  | _____ |
| Entertainment (Part II only)     | _____ |
| Other direct expenses            | _____ |
| <b>Total Fundraising Expense</b> | _____ |

**Allocation of Expense to Program Service Accomplishments:**

|           |       |
|-----------|-------|
| First     | _____ |
| Second    | _____ |
| Third     | _____ |
| All other | _____ |

|                                    |  |             |
|------------------------------------|--|-------------|
| Form <b>990/990PF</b>              | <b>Rent Income and Deduction Worksheet</b> | <b>2023</b> |
| Description <b>FACILITY RENTAL</b> |  |             |

|  |   |
|--|---|
| Name<br><b>YOUNG MENS CHRISTIAN ASSOC.</b> | Taxpayer Identification Number<br><b>59-1911653</b> |
|--|---|

Use this summary worksheet to verify data entered for a specific activity for your rental information

|  |    |              |
|--|----|--------------|
| 1. Gross rents .....                                   | 1. | <b>2,800</b> |
| <b>Expenses (see details on worksheets below):</b>     |    |              |
| 2. Fees for services .....                             | 2. |              |
| 3. Depreciation Expense .....                          | 3. |              |
| 4. Direct Expense .....                                | 4. |              |
| 5. <b>Total expenses.</b> Add lines 8 through 12 ..... | 5. |              |
| 6. <b>Net Income/Loss.</b> Line 7 minus Line 13 .....  | 6. | <b>2,800</b> |

**Expense Details - Fees for Services:**

|                                      |  |
|--------------------------------------|--|
| Accounting .....                     |  |
| Legal .....                          |  |
| Commissions .....                    |  |
| Management .....                     |  |
| Other Professional Fees .....        |  |
| <b>Total Fees for Services</b> ..... |  |

**Expense Details - Depreciation Expense:**

|   |  |
|---|--|
| On non-investment property .....        |  |
| On investment property .....            |  |
| Amortization .....                      |  |
| Depletion .....                         |  |
| <b>Total Depreciation Expense</b> ..... |  |

**Expense Details - Direct Expense:**

|                                   |  |
|-----------------------------------|--|
| Interest .....                    |  |
| Taxes/licenses .....              |  |
| Occupancy Expenses .....          |  |
| Repairs & Maintenance .....       |  |
| Travel/conferences/meetings ..... |  |
| Printing & Publication .....      |  |
| Advertising .....                 |  |
| Insurance .....                   |  |
| Utilities .....                   |  |
| Supplies .....                    |  |
| Other expenses .....              |  |
| <b>Total Direct Expense</b> ..... |  |

**Information is indicated for use on Form 990-T, Schedule A:**

Schedule A, UBIT Activity Code 453000 Seq # 1

- Part IV, Rent Income
- Part V, Debt Financing
- Part VI, Controlled Org Income
- Part VII, Investments for C(7)(9)(17)

**Expense Allocation to Program Service Accomplishments for 990/990EZ:**

|                 |  |
|-----------------|--|
| First .....     |  |
| Second .....    |  |
| Third .....     |  |
| All other ..... |  |



|                   |   |             |
|-------------------|---|-------------|
| Form <b>990-T</b> | <b>Business Income Activity Summary</b> | <b>2023</b> |
|-------------------|---|-------------|

|  |   |
|--|---|
| Name<br><b>YOUNG MENS CHRISTIAN ASSOC.</b> | Taxpayer Identification Number<br><b>59-1911653</b> |
|--|---|

**Business Activity Income (and allocation of Prior-2018 NOL)**

- |  |              |
|--|--------------|
| A. Total Pre-2018 Net Operating Losses Carried Forward .....               | N/A A. _____ |
| B. Total Pre-2018 Net Operating Loss allocated to Sch A activities .....   | B. _____     |
| C. Total Pre-2018 Net Operating Loss allocated to Form 990-T, Line 6 ..... | C. _____     |
| D. Pre-2018 Applied (Sum of B and C) .....                                 | D. _____     |
| E. Pre-2018 Remaining (Line A minus Line D) .....                          | E. _____     |
| F. Pre-2018 Net Operating Losses Expiring this Year .....                  | F. _____     |
| G. Pre-2018 Net Operating Losses Carried Forward .....                     | G. _____     |

|                                       | Code          | Net Income | Allocated Pre2018 NOL |
|---------------------------------------|---------------|------------|-----------------------|
| 1. <b>UNRELATED BUSINESS ACTIVITY</b> | <b>453000</b> | <b>850</b> |                       |
| 2. _____                              |               |            |                       |
| 3. _____                              |               |            |                       |
| 4. _____                              |               |            |                       |
| 5. _____                              |               |            |                       |
| 6. _____                              |               |            |                       |
| 7. _____                              |               |            |                       |
| 8. _____                              |               |            |                       |
| 9. _____                              |               |            |                       |
| 10. _____                             |               |            |                       |
| 11. _____                             |               |            |                       |
| 12. _____                             |               |            |                       |
| 13. _____                             |               |            |                       |
| 14. _____                             |               |            |                       |
| 15. All other revenue _____           |               |            |                       |
| 16. Total taxable income .....        |               | <b>850</b> |                       |

**Business Activity Losses**

|                               | Code | Current Year Loss |
|-------------------------------|------|-------------------|
| 1. _____                      |      | 1. _____          |
| 2. _____                      |      | 2. _____          |
| 3. _____                      |      | 3. _____          |
| 4. _____                      |      | 4. _____          |
| 5. All other activities ..... |      | 5. _____          |
| 6. Totals .....               |      | 6. _____          |

|   |                                   |                        |
|---|-----------------------------------|------------------------|
| Form <b>990</b>   | <b>Two Year Comparison Report</b> | <b>2022 &amp; 2023</b> |
| For calendar year 2023, or tax year beginning _____, ending _____ |                                   |                        |

Name **YOUNG MENS CHRISTIAN ASSOC. OF THE TREASURE COAST, INC.** Taxpayer Identification Number **59-1911653**

|                          |  | 2022             | 2023             | Differences     |
|--------------------------|--|------------------|------------------|-----------------|
| <b>Revenue</b>           | 1. Contributions, gifts, grants .....                                | 577,121          | 408,187          | -168,934        |
|                          | 2. Membership dues and assessments .....                             |                  |                  |                 |
|                          | 3. Government contributions and grants .....                         | 1,107,517        | 974,545          | -132,972        |
|                          | 4. Program service revenue .....                                     | 3,148,510        | 3,270,148        | 121,638         |
|                          | 5. Investment income .....   | 513              | 41,723           | 41,210          |
|                          | 6. Proceeds from tax exempt bonds .....                              |                  |                  |                 |
|                          | 7. Net gain or (loss) from sale of assets other than inventory ..... | -31,870          | -30,919          | 951             |
|                          | 8. Net income or (loss) from fundraising events .....                | 362,602          | 286,755          | -75,847         |
|                          | 9. Net income or (loss) from gaming .....                            |                  |                  |                 |
|                          | 10. Net gain or (loss) on sales of inventory .....                   |                  |                  |                 |
|                          | 11. Other revenue .....  | 21,601           | 24,258           | 2,657           |
|                          | <b>12. Total revenue.</b> Add lines 1 through 11                     | <b>5,185,994</b> | <b>4,974,697</b> | <b>-211,297</b> |
| <b>Expenses</b>          | 13. Grants and similar amounts paid .....                            |                  |                  |                 |
|                          | 14. Benefits paid to or for members .....                            |                  |                  |                 |
|                          | 15. Compensation of officers, directors, trustees, etc. ....         | 116,577          | 134,781          | 18,204          |
|                          | 16. Salaries, other compensation, and employee benefits .....        | 2,601,949        | 2,572,360        | -29,589         |
|                          | 17. Professional fundraising fees .....                              |                  |                  |                 |
|                          | 18. Other professional fees .....                                    | 234,123          | 211,000          | -23,123         |
|                          | 19. Occupancy, rent, utilities, and maintenance .....                | 233,194          | 270,668          | 37,474          |
|                          | 20. Depreciation and Depletion .....                                 | 337,989          | 357,037          | 19,048          |
|                          | 21. Other expenses .....   | 1,169,935        | 1,266,587        | 96,652          |
|                          | <b>22. Total expenses.</b> Add lines 13 through 21                   | <b>4,693,767</b> | <b>4,812,433</b> | <b>118,666</b>  |
|                          | <b>23. Excess or (Deficit).</b> Subtract line 22 from line 12        | <b>492,227</b>   | <b>162,264</b>   | <b>-329,963</b> |
| <b>Other Information</b> | 24. Total exempt revenue .....                                       | 5,185,994        | 4,974,697        | -211,297        |
|                          | 25. Total unrelated revenue .....                                    | 5,193            | 6,106            | 913             |
|                          | 26. Total excludable revenue .....                                   | 3,133,561        | 3,299,104        | 165,543         |
|                          | 27. Total assets .....   | 7,029,164        | 7,190,925        | 161,761         |
|                          | 28. Total liabilities .....  | 2,100,158        | 2,099,655        | -503            |
|                          | 29. Retained earnings .....  | 4,929,006        | 5,091,270        | 162,264         |
|                          | 30. Number of voting members of governing body .....                 | 15               | 12               |                 |
|                          | 31. Number of independent voting members of governing body .....     | 15               | 12               |                 |
|                          | 32. Number of employees .....  | 264              | 287              |                 |
|                          | 33. Number of volunteers .....                                       | 111              | 115              |                 |

|   |                                   |                        |
|---|-----------------------------------|------------------------|
| Form <b>990T</b>  | <b>Two Year Comparison Report</b> | <b>2022 &amp; 2023</b> |
| For calendar year 2023, or tax year beginning _____, ending _____ |                                   |                        |

Name **YOUNG MENS CHRISTIAN ASSOC. OF THE TREASURE COAST, INC.** Taxpayer Identification Number **59-1911653**

|                                     |  | 2022       | 2023       | Differences |
|-------------------------------------|--|------------|------------|-------------|
| <b>Business Taxable Income</b>      | 1. Number of unrelated business activities for this return | 1          | 1          |             |
|                                     | 2. Unrelated business taxable income from all trades       | 146        | 850        | 704         |
|                                     | 3. Charitable contributions                                |            |            |             |
|                                     | 4. Section 199A deduction (trusts only)                    |            |            |             |
|                                     | <b>5. Taxable income before NOL loss</b>                   | <b>146</b> | <b>850</b> | <b>704</b>  |
|                                     | 6. Net operating loss (pre-2018)                           |            |            |             |
|                                     | 7. Specific deduction                                      | 1,000      | 1,000      |             |
|                                     | <b>8. Unrelated business taxable income.</b>               |            |            |             |
| <b>Tax &amp; Credits</b>            | 9. Income tax (corporate or trust)                         |            |            |             |
|                                     | 10. Proxy tax  |            |            |             |
|                                     | 11. Other taxes  |            |            |             |
|                                     | <b>12. Total taxes</b>                                     |            |            |             |
|                                     | 13. Other credits  |            |            |             |
|                                     | 14. General business credit                                |            |            |             |
|                                     | 15. Credit for prior year minimum tax                      |            |            |             |
|                                     | <b>16. Total credits</b>                                   |            |            |             |
|                                     | <b>17. Net tax after credits</b>                           |            |            |             |
|                                     | 18. Recapture taxes and 965 tax                            |            |            |             |
| <b>19. Total Taxes</b>              |  |            |            |             |
| <b>Due/Refund</b>                   | 20. Prior year overpayment and estimated tax payments      |            |            |             |
|                                     | 21. Payment made with extension                            |            |            |             |
|                                     | 22. Backup withholding and foreign withholding             |            |            |             |
|                                     | 23. Other payments   |            |            |             |
|                                     | <b>24. Total payments</b>                                  |            |            |             |
|                                     | <b>25. Balance due/(Overpayment)</b>                       |            |            |             |
|                                     | 26. Overpayment applied to next year                       |            |            |             |
|                                     | 27. Penalties  |            |            |             |
|                                     | <b>28. Total due/(Refund)</b>                              |            |            |             |
| 29. Activity Losses NOL (Post-2017) |  |            |            |             |

|                 |                           |             |
|-----------------|---------------------------|-------------|
| Form <b>990</b> | <b>Tax Return History</b> | <b>2023</b> |
|-----------------|---------------------------|-------------|

|   |   |
|---|---|
| Name <b>YOUNG MENS CHRISTIAN ASSOC.<br/>OF THE TREASURE COAST, INC.</b> | Employer Identification Number<br><b>59-1911653</b> |
|---|---|

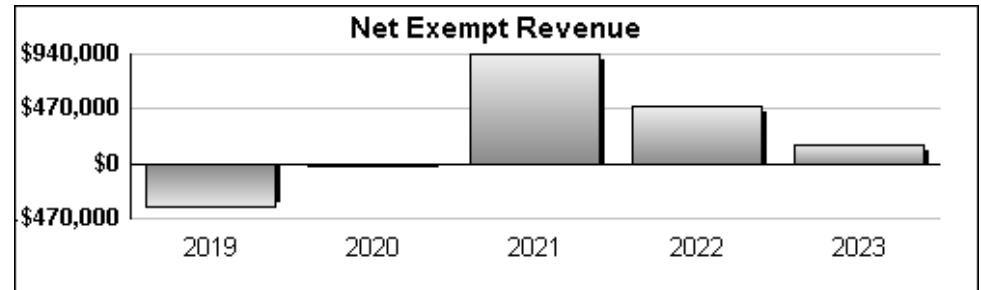
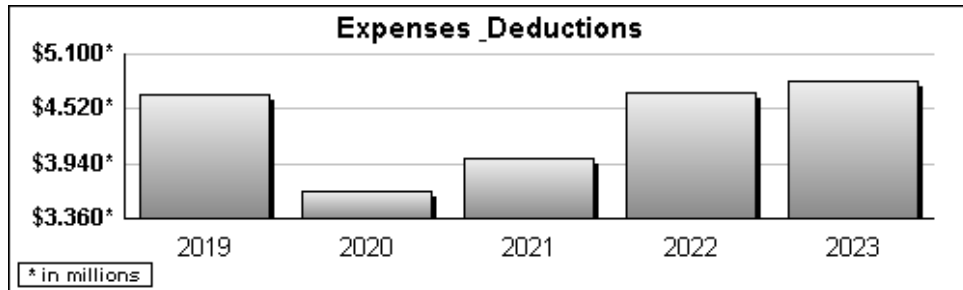
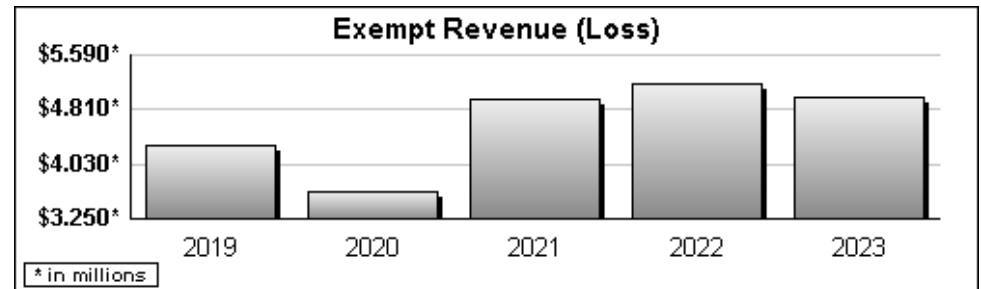
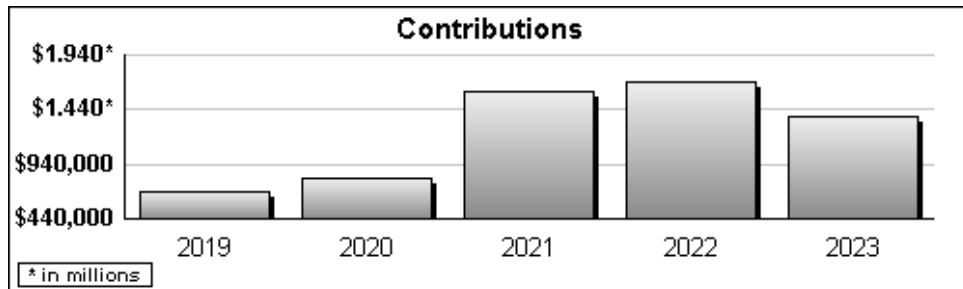
|                                   | 2019             | 2020             | 2021             | 2022             | 2023             | 2024 |
|-----------------------------------|------------------|------------------|------------------|------------------|------------------|------|
| Contributions, gifts, grants      | 695,473          | 819,206          | 1,602,390        | 1,684,638        | 1,382,732        |      |
| Membership dues                   |                  |                  |                  |                  |                  |      |
| Program service revenue           | 3,265,575        | 2,588,086        | 3,135,167        | 3,148,510        | 3,270,148        |      |
| Capital gain or loss              |                  |                  | -1,360           | -31,870          | -30,919          |      |
| Investment income                 | 584              | 348              | 131              | 513              | 41,723           |      |
| Fundraising revenue (income/loss) | 312,358          | 232,123          | 182,342          | 362,602          | 286,755          |      |
| Gaming revenue (income/loss)      |                  |                  |                  |                  |                  |      |
| Other revenue                     | 29,966           | 3,407            | 31,682           | 21,601           | 24,258           |      |
| <b>Total revenue</b>              | <b>4,303,956</b> | <b>3,643,170</b> | <b>4,950,352</b> | <b>5,185,994</b> | <b>4,974,697</b> |      |
| Grants and similar amounts paid   |                  |                  |                  |                  |                  |      |
| Benefits paid to or for members   |                  |                  |                  |                  |                  |      |
| Compensation of officers, etc.    |                  |                  | 103,834          | 116,577          | 134,781          |      |
| Other compensation                | 2,554,040        | 1,908,201        | 2,047,405        | 2,601,949        | 2,572,360        |      |
| Professional fees                 | 393,935          | 141,514          | 612,453          | 234,123          | 211,000          |      |
| Occupancy costs                   | 267,329          | 199,237          | 208,177          | 233,194          | 270,668          |      |
| Depreciation and depletion        | 336,889          | 334,249          | 322,809          | 337,989          | 357,037          |      |
| Other expenses                    | 1,116,352        | 1,071,902        | 703,525          | 1,169,935        | 1,266,587        |      |
| <b>Total expenses</b>             | <b>4,668,545</b> | <b>3,655,103</b> | <b>3,998,203</b> | <b>4,693,767</b> | <b>4,812,433</b> |      |
| <b>Excess or (Deficit)</b>        | <b>-364,589</b>  | <b>-11,933</b>   | <b>952,149</b>   | <b>492,227</b>   | <b>162,264</b>   |      |
| <b>Total exempt revenue</b>       | <b>4,303,956</b> | <b>3,643,170</b> | <b>4,950,352</b> | <b>5,185,994</b> | <b>4,974,697</b> |      |
| Total unrelated revenue           |                  | 3,407            | 5,898            | 5,193            | 6,106            |      |
| Total excludable revenue          | 3,296,125        | 2,588,434        | 3,159,722        | 3,133,561        | 3,299,104        |      |
| Total Assets                      | 4,273,556        | 4,405,366        | 6,459,465        | 7,029,164        | 7,190,925        |      |
| Total Liabilities                 | 776,993          | 920,736          | 2,022,686        | 2,100,158        | 2,099,655        |      |
| Net Fund Balances                 | 3,496,563        | 3,484,630        | 4,436,779        | 4,929,006        | 5,091,270        |      |

|                  |                           |             |
|------------------|---------------------------|-------------|
| Form <b>990T</b> | <b>Tax Return History</b> | <b>2023</b> |
|------------------|---------------------------|-------------|

|   |   |
|---|---|
| Name <b>YOUNG MENS CHRISTIAN ASSOC.<br/>OF THE TREASURE COAST, INC.</b> | Employer Identification Number<br><b>59-1911653</b> |
|---|---|

\* Income shown net of expenses

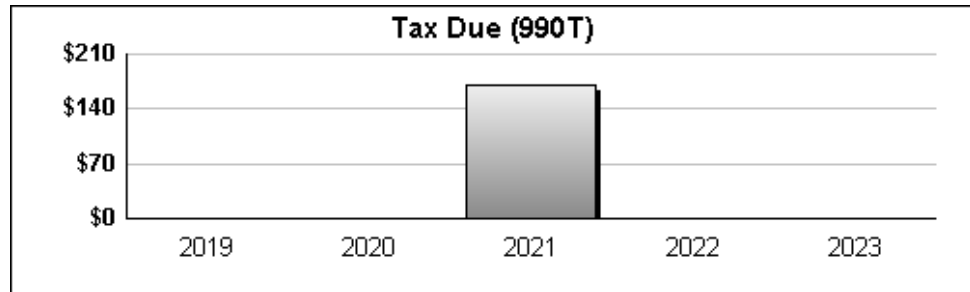
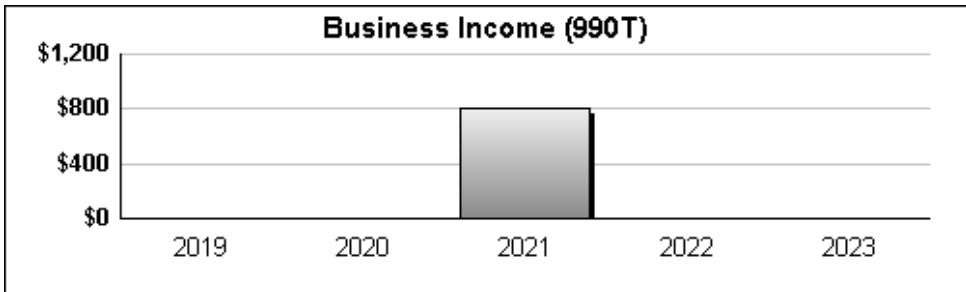
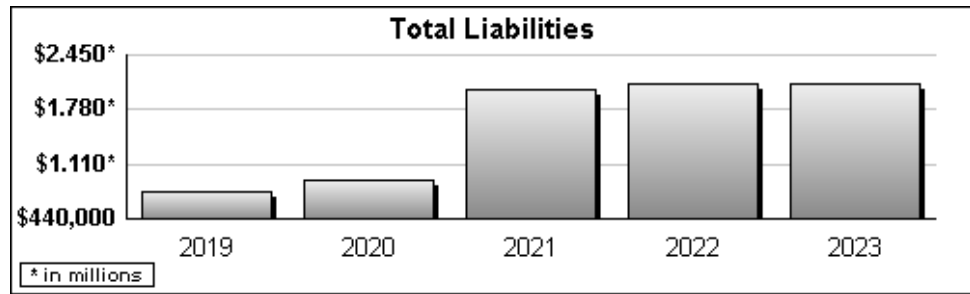
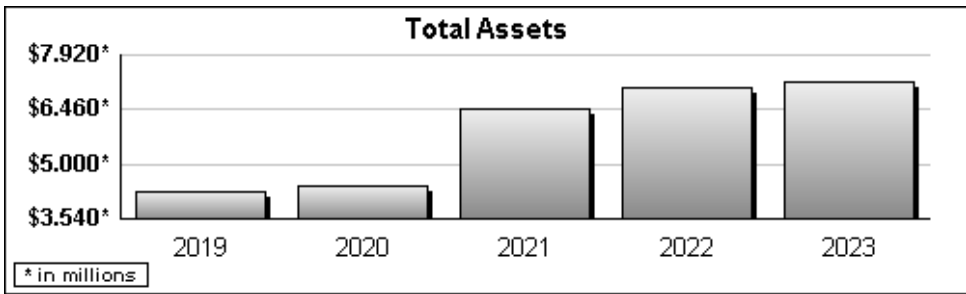
|  | 2019 | 2020       | 2021         | 2022       | 2023       | 2024 |
|--|------|------------|--------------|------------|------------|------|
| Business activity profit/loss              |      |            |              |            |            |      |
| Capital gains/losses                       |      |            |              |            |            |      |
| Partner and S Corp gain/loss               |      |            |              |            |            |      |
| Rental income*                             |      |            |              |            |            |      |
| Debt-financed income*                      |      |            |              |            |            |      |
| Controlled organizations income/interest*  |      |            |              |            |            |      |
| Investment income, specific organizations* |      |            |              |            |            |      |
| Exploited exempt activity income*          |      |            |              |            |            |      |
| Other income                               |      |            |              |            |            |      |
| <b>Total trade or business income.</b>     |      | <b>913</b> | <b>1,809</b> | <b>146</b> | <b>850</b> |      |
| Compensation of officers, ect.             |      |            |              |            |            |      |
| Other salaries and wages                   |      |            |              |            |            |      |
| Repairs and maintenance                    |      |            |              |            |            |      |
| Bad debts                                  |      |            |              |            |            |      |
| Interest                                   |      |            |              |            |            |      |
| Taxes and licenses                         |      |            |              |            |            |      |
| Depreciation and Depletion                 |      |            |              |            |            |      |
| Deferred compensation plans                |      |            |              |            |            |      |
| Employee benefit programs                  |      |            |              |            |            |      |



|                  |                           |             |
|------------------|---------------------------|-------------|
| Form <b>990T</b> | <b>Tax Return History</b> | <b>2023</b> |
|------------------|---------------------------|-------------|

|   |   |
|---|---|
| Name <b>YOUNG MENS CHRISTIAN ASSOC.<br/>OF THE TREASURE COAST, INC.</b> | Employer Identification Number<br><b>59-1911653</b> |
|---|---|

|  | 2019 | 2020  | 2021   | 2022  | 2023  | 2024 |
|--|------|-------|--------|-------|-------|------|
| Other deductions                               |      |       |        |       |       |      |
| Net income (first activity, year 2019 & prior) |      | 913   | 1,809  | 146   | 850   |      |
| UBTI from all trades                           | 0    | 913   | 1,809  | 146   | 850   |      |
| Charitable contributions                       |      |       |        |       |       |      |
| Net operating loss deduction                   |      |       |        |       |       |      |
| Specific deduction                             |      | 1,000 | 1,000  | 1,000 | 1,000 |      |
| Section 199A deduction (trusts)                |      |       |        |       |       |      |
| Income after deductions                        |      |       | 809    |       |       |      |
| Income tax (corporate or trust)                |      |       | 170    |       |       |      |
| Other taxes                                    |      |       |        |       |       |      |
| <b>Total taxes</b>                             |      |       | 170    |       |       |      |
| General business credit                        |      |       |        |       |       |      |
| Other credits                                  |      |       |        |       |       |      |
| <b>Net tax after credits</b>                   |      |       | 170    |       |       |      |
| Estimated tax payments                         |      |       |        |       |       |      |
| Other payments                                 |      |       | 1,199  |       |       |      |
| <b>Balance due /-Overpayment</b>               |      |       | -1,029 |       |       |      |



### Federal Statements

#### Taxable Interest on Investments

| <u>Description</u> | <u>Amount</u>    | <u>Unrelated Business</u> | <u>Exclusion Code</u> | <u>Postal Code</u> | <u>Acquired after 6/30/75</u> | <u>US Obs (\$ or %)</u> |
|--------------------|------------------|---------------------------|-----------------------|--------------------|-------------------------------|-------------------------|
|                    | \$ 41,723        |                           | 14                    |                    |                               |                         |
| TOTAL              | \$ <u>41,723</u> |                           |                       |                    |                               |                         |

## Federal Statements

### Form 990, Part IX, Line 11g - Other Fees for Service (Non-employee)

| <u>Description</u> | <u>Total<br/>Expenses</u> | <u>Program<br/>Service</u> | <u>Management &amp;<br/>General</u> | <u>Fund<br/>Raising</u> |
|--------------------|---------------------------|----------------------------|-------------------------------------|-------------------------|
| FEES FOR SERVICES  | \$ 211,000                | \$ 24,614                  | \$ 186,386                          | \$                      |
| TOTAL              | \$ 211,000                | \$ 24,614                  | \$ 186,386                          | \$ 0                    |



**Federal Statements**

**Schedule A, Part II, Line 5 - Excess Gifts**

| <u>Donor Name</u>                    | <u>Total</u>      | <u>Excess</u> |
|--------------------------------------|-------------------|---------------|
| SAMUEL M AND ALMA CATSMAN FOUNDATION | \$ 280,000        | \$            |
| PUBLIX SUPER MARKETS CHARITIES, INC. | 25,000            |               |
| ROBERT MASSEY                        | 21,900            |               |
| EUGENE STONER                        | 25,000            |               |
| LAWRENCE SANDERS A FOUNDATION INC.   | 10,000            |               |
| FLEMING & FLEMING, PLLC              | 6,000             |               |
| RICH ZAMBO                           | 5,000             |               |
| JOSHUA FLEMING                       | 5,000             |               |
| DONALD MADER                         | 7,000             |               |
| LAWRENCE A. SANDERS FOUNDATION, INC. | 10,000            |               |
| TOTAL                                | <u>\$ 394,900</u> | <u>\$ 0</u>   |